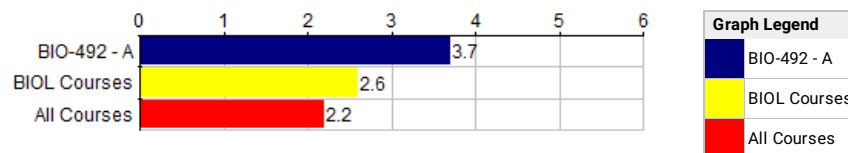


<b>Course:</b>	BIO-492 A - Seminar in Neurobiology	<b>Department:</b>	BIOL
<b>Responsible Faculty:</b>	Jennifer Larimore	<b>Responses / Expected:</b>	3 / 5 (60%)
<b>Overall Mean:</b>	<b>6.1</b> Strong Disagreement to Strong Agree (27 responses) <b>5.0</b> unsatisfactory to excellent (6 responses) <b>3.7</b> Class year (3 responses) <b>2.0</b> Reason for taking course (3 responses)		



Student Demographics Student Year/Course Selection		BIO-492 - A											--- Survey Comparisons ---					
		Responses						Course					BIOL			All		
		FY	S	J	S	MAT	P	N	Mean	Med.	Mode	Std Dev	N	Mean	Pct Rnk	N	Mean	Pct Rnk
Q1	What is your class year?	0	0	1	2	0	0	3	3.7	4	4	.47	198	2.6	79	2.3K	2.2	93

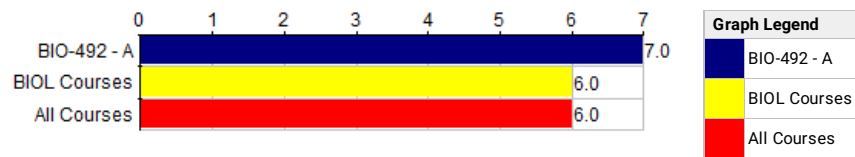
Responses: [FY] first year=1 [S] sophomore=2 [J] junior=3 [S] senior=4 [MAT] MAT=5 [P] PBPM=6  
Pct Rnk: Percentile Rank (100 is best, calculated vs. precise Mean)



Graph Legend	
<span style="display:inline-block; width:10px; height:10px; background-color:blue;"></span>	BIO-492 - A
<span style="display:inline-block; width:10px; height:10px; background-color:yellow;"></span>	BIOL Courses
<span style="display:inline-block; width:10px; height:10px; background-color:red;"></span>	All Courses

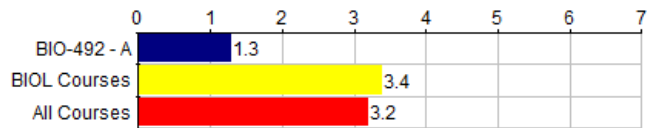
Student Demographics Student Year/Course Selection		BIO-492 - A								--- Survey Comparisons ---					
		Responses			Course					BIOL			All		
		ADR	AMR	AE	N	Mean	Med.	Mode	Std Dev	N	Mean	Pct Rnk	N	Mean	Pct Rnk
Q2	I took this course as:	0	3	0	3	2.0	2	2	0	190	2.1	43	2.2K	1.9	49

Responses: [ADR] a distributional requirement=1 [AMR] a major/minor requirement=2 [AE] an elective=3  
Pct Rnk: Percentile Rank (100 is best, calculated vs. precise Mean)



Course Questions General Questions		BIO-492 - A										--- Survey Comparisons ---						
		Responses					Course					BIOL			All			
		SD	0	0	0	0	SA	N	Mean	Med.	Mode	Std Dev	N	Mean	Pct Rnk	N	Mean	Pct Rnk
Q3	There were aspects of the course that were especially effective in helping you learn.	0	0	0	0	0	3	3	7.0	7	7	0	199	6.0	95	2.3K	6.0	96

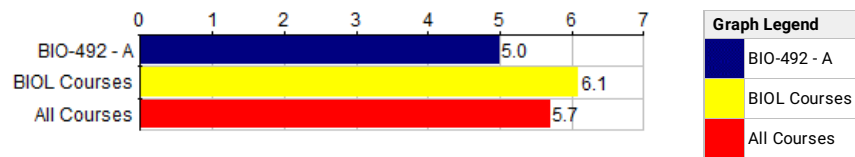
Responses: [SD] Strongly Disagree=1 [0] 0=2 [0] 0=3 [0] 0=4 [0] 0=5 [0] 0=6 [SA] Strongly Agree=7  
Pct Rnk: Percentile Rank (100 is best, calculated vs. precise Mean)



Graph Legend	
<span style="color: blue;">■</span>	BIO-492 - A
<span style="color: yellow;">■</span>	BIOL Courses
<span style="color: red;">■</span>	All Courses

Course Questions General Questions		BIO-492 - A										--- Survey Comparisons ---						
		Responses						Course				BIOL			All			
		SD	0	0	0	0	SA	N	Mean	Med.	Mode	Std Dev	N	Mean	Pct Rnk	N	Mean	Pct Rnk
Q4	There were aspects of the course that were not effective in helping you learn.	2	1	0	0	0	0	3	1.3	1	1	.47	194	3.4	2	2.3K	3.2	7

Responses: [SD] Strongly Disagree=1 [0] 0=2 [0] 0=3 [0] 0=4 [0] 0=5 [0] 0=6 [SA] Strongly Agree=7  
Pct Rnk: Percentile Rank (100 is best, calculated vs. precise Mean)



Course Questions General Questions		BIO-492 - A											--- Survey Comparisons ---						
		Responses							Course				BIOL			All			
		SD	0	0	0	0	0	SA	N	Mean	Med.	Mode	Std Dev	N	Mean	Pct Rnk	N	Mean	Pct Rnk
Q5	This course was intellectually challenging.	0	0	1	0	1	0	1	3	5.0	5	3,5,7	1.63	200	6.1	14	2.3K	5.7	20

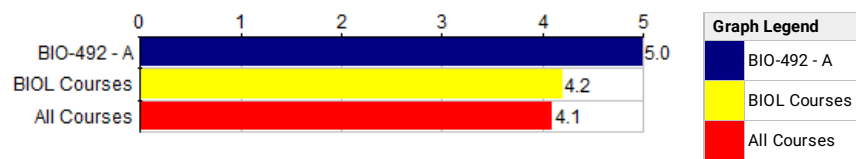
Responses: [SD] Strongly Disagree=1 [0] 0=2 [0] 0=3 [0] 0=4 [0] 0=5 [0] 0=6 [SA] Strongly Agree=7  
Pct Rnk: Percentile Rank (100 is best, calculated vs. precise Mean)



Graph Legend	
<span style="display:inline-block; width:15px; height:15px; background-color:darkblue;"></span>	BIO-492 - A
<span style="display:inline-block; width:15px; height:15px; background-color:yellow;"></span>	BIOL Courses
<span style="display:inline-block; width:15px; height:15px; background-color:red;"></span>	All Courses

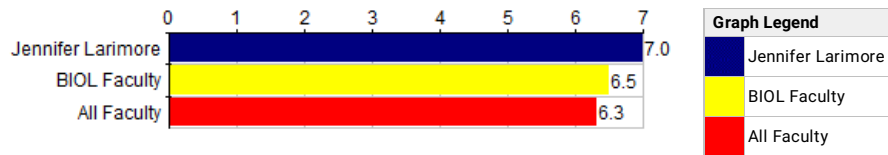
Course Questions General Questions		BIO-492 - A										--- Survey Comparisons ---						
		Responses					Course					BIOL			All			
		SD	0	0	0	0	SA	N	Mean	Med.	Mode	Std Dev	N	Mean	Pct Rnk	N	Mean	Pct Rnk
Q6	I made positive contributions to this course (for example, preparing for class, attending class regularly, participating in class discussions, and listening to others).	0	0	0	0	2	1	3	6.3	6	6	.47	200	6.4	40	2.3K	6.2	60

Responses: [SD] Strongly Disagree=1 [0] 0=2 [0] 0=3 [0] 0=4 [0] 0=5 [0] 0=6 [SA] Strongly Agree=7  
Pct Rnk: Percentile Rank (100 is best, calculated vs. precise Mean)



Course Questions General Questions		BIO-492 - A									--- Survey Comparisons ---						
		Responses					Course				BIOL			All			
		U	P	G	VG	E	N	Mean	Med.	Mode	Std Dev	N	Mean	Pct Rnk	N	Mean	Pct Rnk
Q7	Overall rating of the course.	0	0	0	0	3	3	5.0	5	5	0	201	4.2	95	2.3K	4.1	96

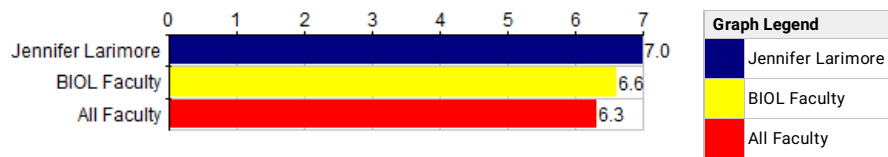
Responses: [U] unsatisfactory=1 [P] poor=2 [G] good=3 [VG] very good=4 [E] excellent=5  
Pct Rnk: Percentile Rank (100 is best, calculated vs. precise Mean)



Instructor Questions General Instructor Questions		Jennifer Larimore										--- Survey Comparisons ---							
		Responses						Individual				BIOL			All				
		SD	0	0	0	0	0	SA	N	Mean	Med.	Mode	Std Dev	N	Mean	Pct Rnk	N	Mean	Pct Rnk
Q8	The instructor defined the plan for the course, including what was required of students (for example, stated the plan for the course in the syllabus, in the class).	0	0	0	0	0	0	3	3	7.0	7	7	0	199	6.5	88	2.5K	6.3	92

Responses: [SD] Strongly Disagree=1 [0] 0=2 [0] 0=3 [0] 0=4 [0] 0=5 [0] 0=6 [SA] Strongly Agree=7  
Pct Rnk: Percentile Rank (100 is best, calculated vs. precise Mean)

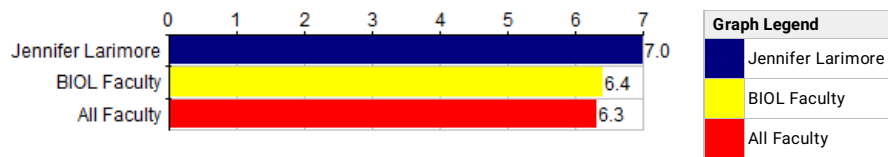




Graph Legend	
<span style="color: blue;">■</span>	Jennifer Larimore
<span style="color: yellow;">■</span>	BIOL Faculty
<span style="color: red;">■</span>	All Faculty

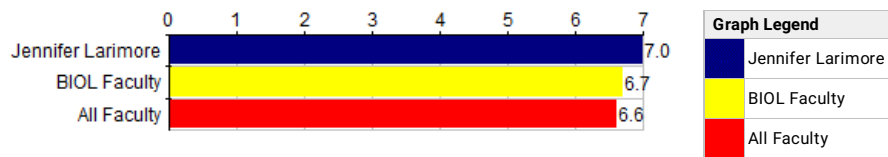
Instructor Questions General Instructor Questions		Jennifer Larimore										--- Survey Comparisons ---						
		Responses						Individual				BIOL			All			
												N	Mean	Pct Rnk	N	Mean	Pct Rnk	
Q9	The instructor was available to students outside of class (for example, held office hours, responded to emails and other student efforts to contact the instructor).	0	0	0	0	0	3	3	7.0	7	7	0	194	6.6	88	2.4K	6.3	91

Responses: [SD] Strongly Disagree=1 [0] 0=2 [0] 0=3 [0] 0=4 [0] 0=5 [0] 0=6 [SA] Strongly Agree=7  
Pct Rnk: Percentile Rank (100 is best, calculated vs. precise Mean)



Instructor Questions General Instructor Questions		Jennifer Larimore										--- Survey Comparisons ---						
		Responses						Individual				BIOL			All			
												N	Mean	Pct Rnk	N	Mean	Pct Rnk	
Q10	The instructor clarified material that required further explanation (for example, listened to questions, responded to students).	0	0	0	0	0	3	3	7.0	7	7	0	201	6.4	88	2.5K	6.3	90

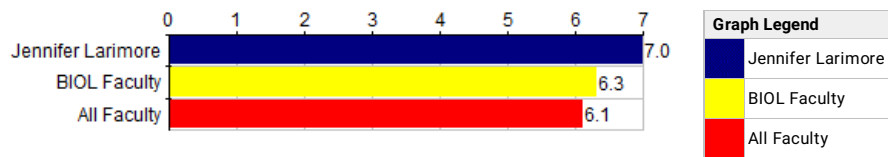
Responses: [SD] Strongly Disagree=1 [0] 0=2 [0] 0=3 [0] 0=4 [0] 0=5 [0] 0=6 [SA] Strongly Agree=7  
Pct Rnk: Percentile Rank (100 is best, calculated vs. precise Mean)



Graph Legend	
<span style="color: blue;">■</span>	Jennifer Larimore
<span style="color: yellow;">■</span>	BIOL Faculty
<span style="color: red;">■</span>	All Faculty

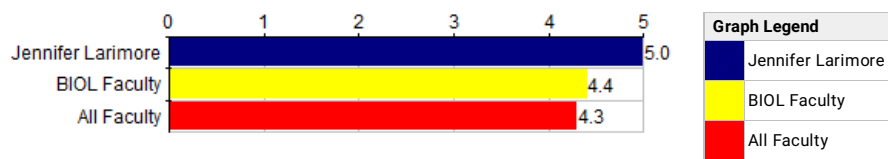
Instructor Questions General Instructor Questions		Jennifer Larimore											--- Survey Comparisons ---						
		Responses						Individual					BIOL			All			
		SD	0	0	0	0	0	SA	N	Mean	Med.	Mode	Std Dev	N	Mean	Pct Rnk	N	Mean	Pct Rnk
Q11	The instructor treated students with respect.	0	0	0	0	0	0	3	3	7.0	7	7	0	201	6.7	81	2.5K	6.6	83

Responses: [SD] Strongly Disagree=1 [0] 0=2 [0] 0=3 [0] 0=4 [0] 0=5 [0] 0=6 [SA] Strongly Agree=7  
Pct Rnk: Percentile Rank (100 is best, calculated vs. precise Mean)



Instructor Questions General Instructor Questions		Jennifer Larimore											--- Survey Comparisons ---						
		Responses						Individual					BIOL			All			
		SD	0	0	0	0	0	SA	N	Mean	Med.	Mode	Std Dev	N	Mean	Pct Rnk	N	Mean	Pct Rnk
Q12	The instructor clearly defined how assignments would be evaluated.	0	0	0	0	0	0	3	3	7.0	7	7	0	198	6.3	90	2.4K	6.1	93

Responses: [SD] Strongly Disagree=1 [0] 0=2 [0] 0=3 [0] 0=4 [0] 0=5 [0] 0=6 [SA] Strongly Agree=7  
Pct Rnk: Percentile Rank (100 is best, calculated vs. precise Mean)



Graph Legend	
<span style="display:inline-block; width:15px; height:15px; background-color:blue;"></span>	Jennifer Larimore
<span style="display:inline-block; width:15px; height:15px; background-color:yellow;"></span>	BIOL Faculty
<span style="display:inline-block; width:15px; height:15px; background-color:red;"></span>	All Faculty

Instructor Questions General Instructor Questions		Jennifer Larimore									--- Survey Comparisons ---						
		Responses					Individual				BIOL			All			
											N	Mean	Med.	Mode	Std Dev	N	Mean
Q13	Overall rating of the teaching of the course.	0	0	0	0	3	3	5.0	5	5	0	199	4.4	95	2.5K	4.3	94

Responses: [U] unsatisfactory=1 [P] poor=2 [G] good=3 [VG] very good=4 [E] excellent=5  
Pct Rnk: Percentile Rank (100 is best, calculated vs. precise Mean)