

**2020 Spring Evaluations  
20/SP (2020)**

**Agnes Scott College  
Agnes Scott**


**Merged Courses:** BIO-351L W - Research in Neurosci II Lab  
PSY-351L W - Research in Neurosci II Lab

**Department:** BIOL

**Responsible Faculty:** Jennifer Larimore

**Responses / Expected:** 5 / 12 (41.67%)

**Overall Mean:**  
 5.8 Strong Disagreement to Strong Agree (59 responses)  
 4.7 unsatisfactory to excellent (10 responses)  
 2.6 Class year (5 responses)  
 1.8 Reason for taking course (5 responses)

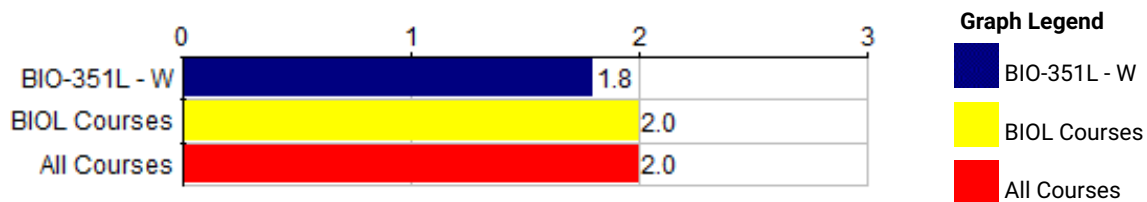


Student Demographics	BIO-351L - W										--- Survey Comparisons ---						
	Responses							Course			BIOL			All			
	FY	S	J	S	GRA	P	N	Mean	Med.	Mode	Std Dev	N	Mean	Pct Rnk	N	Mean	Pct Rnk
Q1 What is your class year?	0	3	1	1	0	0	5	2.6	2	2	.80	152	2.2	45	2K	2.3	61

**Responses:** [FY] first year=1 [S] sophomore=2 [J] junior=3 [S] senior=4 [GRA] GRAD=5 [P] PBPM=6  
**Pct Rnk:** Percentile Rank (100 is best, calculated vs. precise Mean)

Q2 - If your class year is other, please specify.

**Response Rate:** No participants responded to this question. (0 of 5)

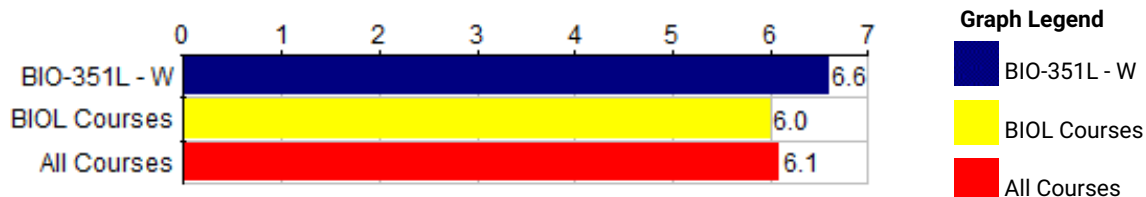


Student Demographics Student Year/Course Selection	BIO-351L - W								--- Survey Comparisons ---					
	Responses				Course				BIOL			All		
	ADR	AMR	AE	N	Mean	Med.	Mode	Std Dev	N	Mean	Pct Rnk	N	Mean	Pct Rnk
Q3 I took this course as:	1	4	0	5	1.8	2	2	.40	148	2.0	21	1.9K	2.0	27

Responses: [ADR] a distributional requirement=1 [AMR] a major/minor requirement=2 [AE] an elective=3  
**Pct Rnk:** Percentile Rank (100 is best, calculated vs. precise Mean)

Q4 - If the reason you took the course is other, please explain.

Response Rate: No participants responded to this question. (0 of 5)



**BIO-351L - W**

**--- Survey Comparisons ---**

**Course Questions**  
**General Questions**

Responses	Course			BIOL			All					
	SD	N	Mean	Med.	Mode	Std Dev	N	Mean	Pct Rnk	N	Mean	Pct Rnk
0 0 0 0 0 2 3 5	SA	7	6.6	7	7	.49	152	6.0	79	2K	6.1	67

**Q5** There were aspects of the course that were especially effective in helping you learn.

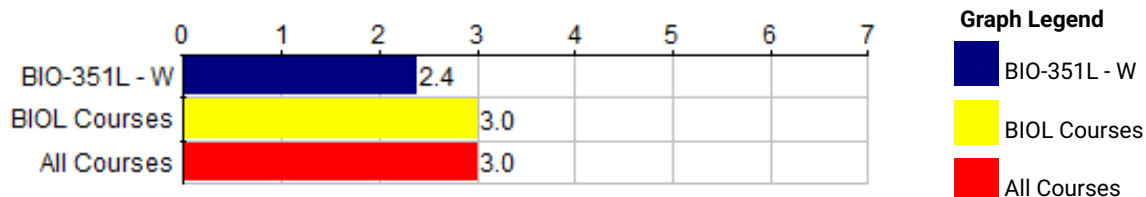
**Responses:** [SD] Strongly Disagree=1 [0] 0=2 [0] 0=3 [0] 0=4 [0] 0=5 [0] 0=6 [SA] Strongly Agree=7

**Pct Rnk:** Percentile Rank (100 is best, calculated vs. precise Mean)

**Q6 - Please explain or comment on the question above .**

**Response Rate:** 20.00% (1 of 5)

1 Being able to work with mice is something I never saw myself doing but has helped me learn many things about behavior and the brain.



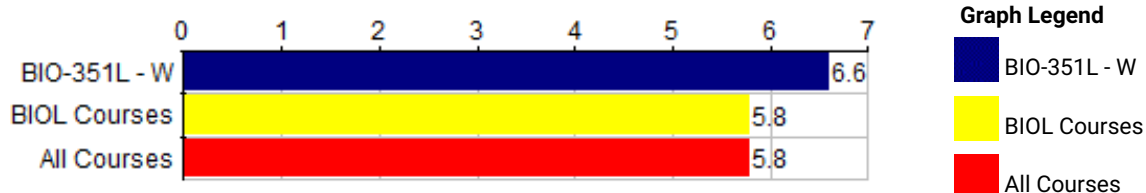
Course Questions	BIO-351L - W											--- Survey Comparisons ---						
	Responses						Course					BIOL			All			
General Questions	SD	0	0	0	0	0	SA	N	Mean	Med.	Mode	Std Dev	N	Mean	Pct Rnk	N	Mean	Pct Rnk
Q7 There were aspects of the course that were not effective in helping you learn.	2	1	1	0	1	0	0	5	2.4	2	1	1.50	145	3.0	36	2K	3.0	35

Responses: [SD] Strongly Disagree=1 [0] 0=2 [0] 0=3 [0] 0=4 [0] 0=5 [0] 0=6 [SA] Strongly Agree=7  
 Pct Rnk: Percentile Rank (100 is best, calculated vs. precise Mean)

**Q8 - Please explain or comment on the question above.**

Response Rate: 20.00% (1 of 5)

1 All students should have been taught how to check the estrus cycle or euthanize the mice if they wanted to learn. Both of these took place without the knowledge of the entire class and was unfair.



Graph Legend

- BIO-351L - W
- BIOL Courses
- All Courses

BIO-351L - W

--- Survey Comparisons ---

Course Questions  
General Questions

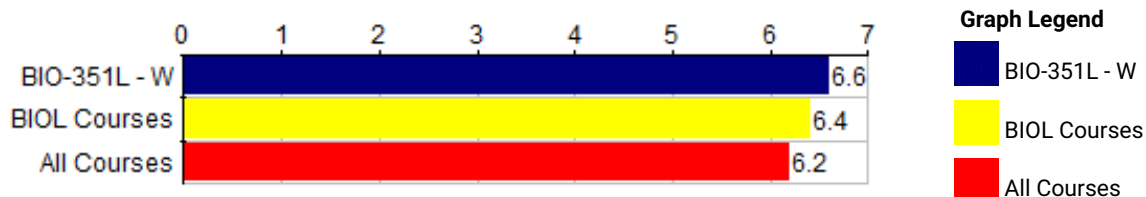
Course Questions	Responses											Course			BIOL			All		
	SD	0	0	0	0	0	SA	N	Mean	Med.	Mode	Std Dev	N	Mean	Pct Rnk	N	Mean	Pct Rnk		
Q9 This course was intellectually challenging.	0	0	0	0	0	2	3	5	6.6	7	7	.49	152	5.8	93	2K	5.8	80		

Responses: [SD] Strongly Disagree=1 [0] 0=2 [0] 0=3 [0] 0=4 [0] 0=5 [0] 0=6 [SA] Strongly Agree=7

Pct Rnk: Percentile Rank (100 is best, calculated vs. precise Mean)

Q10 - Please explain or comment on the question above.

Response Rate: No participants responded to this question. (0 of 5)



BIO-351L - W

--- Survey Comparisons ---

Course Questions  
General Questions

Responses										Course			BIOL			All		
SD	0	0	0	0	0	SA	N	Mean	Med.	Mode	Std Dev	N	Mean	Pct Rnk	N	Mean	Pct Rnk	

**Q11** I made positive contributions to this course (for example, preparing for class, attending class regularly, participating in class discussions, and listening to others).

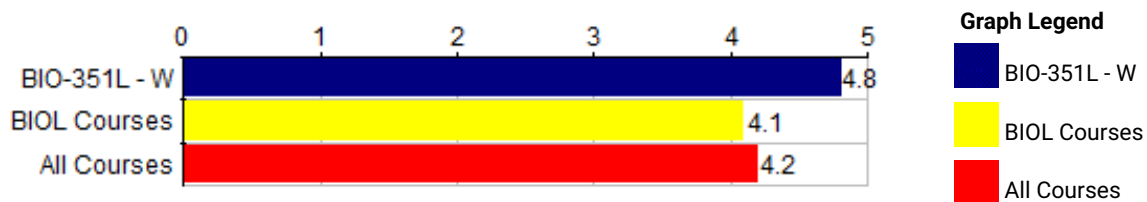
0	0	0	0	0	2	3	5	6.6	7	7	.49	151	6.4	67	2K	6.2	66
---	---	---	---	---	---	---	---	-----	---	---	-----	-----	-----	----	----	-----	----

Responses: [SD] Strongly Disagree=1 [0] 0=2 [0] 0=3 [0] 0=4 [0] 0=5 [0] 0=6 [SA] Strongly Agree=7

Pct Rnk: Percentile Rank (100 is best, calculated vs. precise Mean)

Q12 - Please explain or comment on the question above.

Response Rate: No participants responded to this question. (0 of 5)

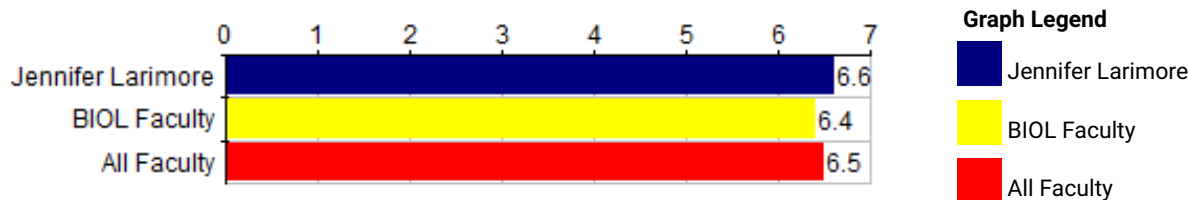


Course Questions	BIO-351L - W										--- Survey Comparisons ---					
	Responses						Course				BIOL			All		
	U	P	G	VG	E	N	Mean	Med.	Mode	Std Dev	N	Mean	Pct Rnk	N	Mean	Pct Rnk
Q13 Overall rating of the course.	0	0	0	1	4	5	4.8	5	5	.40	152	4.1	88	2K	4.2	80

Responses: [U] unsatisfactory=1 [P] poor=2 [G] good=3 [VG] very good=4 [E] excellent=5  
**Pct Rnk:** Percentile Rank (100 is best, calculated vs. precise Mean)

Q14 - Please explain or comment on the question above.

Response Rate: No participants responded to this question. (0 of 5)



Instructor Questions	Jennifer Larimore										--- Survey Comparisons ---							
	Responses					Individual					BIOL		All					
General Instructor Questions	SD	0	0	0	0	0	SA	N	Mean	Med.	Mode	Std Dev	N	Mean	Pct Rnk	N	Mean	Pct Rnk
Q15 The instructor defined the plan for the course, including what was required of students (for example, stated the plan for the course in the syllabus, in the class).	0	0	0	0	0	2	3	5	6.6	7	7	.49	152	6.4	52	2K	6.5	46

Responses: [SD] Strongly Disagree=1 [0] 0=2 [0] 0=3 [0] 0=4 [0] 0=5 [0] 0=6 [SA] Strongly Agree=7

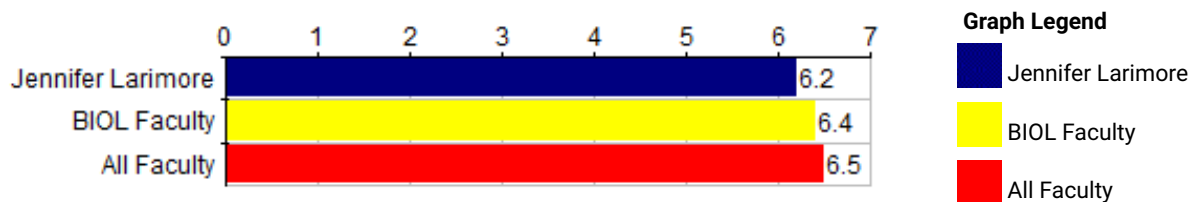
Pct Rnk: Percentile Rank (100 is best, calculated vs. precise Mean)

Q16 - Please explain or comment on the question above.

Faculty: Jennifer Larimore

Response Rate: No participants responded to this question. (0 of 5)





Instructor Questions	Jennifer Larimore											--- Survey Comparisons ---							
	Responses					Individual						BIOL			All				
General Instructor Questions	SD	0	0	0	0	0	0	SA	N	Mean	Med.	Mode	Std Dev	N	Mean	Pct Rnk	N	Mean	Pct Rnk

**Q17** The instructor was available to students outside of class (for example, held office hours, responded to emails and other student efforts to contact the instructor).

0	0	0	1	0	1	3	5	6.2	7	7	1.17	149	6.4	36	2K	6.5	25
---	---	---	---	---	---	---	---	-----	---	---	------	-----	-----	----	----	-----	----

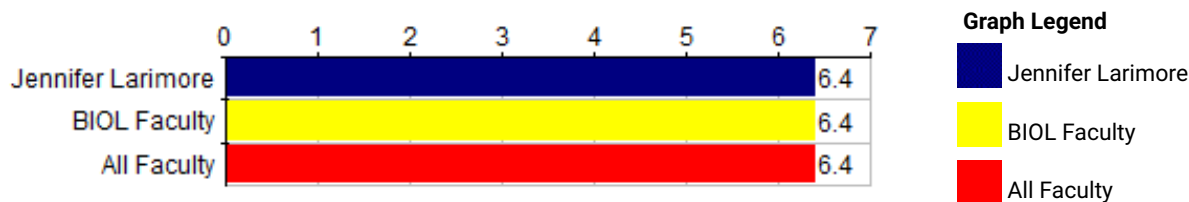
**Responses:** [SD] Strongly Disagree=1 [0] 0=2 [0] 0=3 [0] 0=4 [0] 0=5 [0] 0=6 [SA] Strongly Agree=7

**Pct Rnk:** Percentile Rank (100 is best, calculated vs. precise Mean)

**Q18 - Please explain or comment on the question above.**

**Faculty:** Jennifer Larimore

**Response Rate:** No participants responded to this question. (0 of 5)



Instructor Questions	Jennifer Larimore						--- Survey Comparisons ---					
	Responses			Individual			BIOL			All		
General Instructor Questions	SD	N	Mean	Med.	Mode	Std Dev	N	Mean	Pct Rnk	N	Mean	Pct Rnk

The instructor clarified material that required further explanation (for example, listened to questions, responded to students).

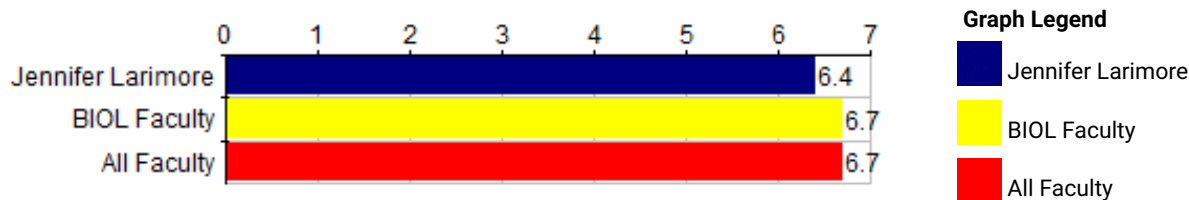
<b>Q19</b>	0	0	0	0	1	1	3	5	6.4	7	7	.80	152	6.4	33	2K	6.4	34
------------	---	---	---	---	---	---	---	---	-----	---	---	-----	-----	-----	----	----	-----	----

**Responses:** [SD] Strongly Disagree=1 [0] 0=2 [0] 0=3 [0] 0=4 [0] 0=5 [0] 0=6 [SA] Strongly Agree=7  
**Pct Rnk:** Percentile Rank (100 is best, calculated vs. precise Mean)

**Q20 - Please explain or comment on the question above.**

**Faculty:** Jennifer Larimore

**Response Rate:** No participants responded to this question. (0 of 5)



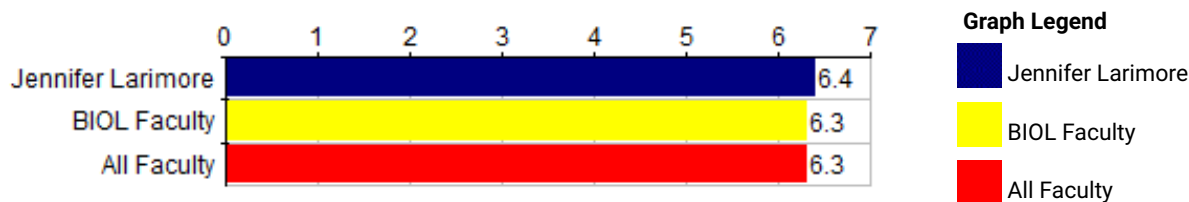
Instructor Questions	Jennifer Larimore										--- Survey Comparisons ---							
	Responses					Individual					BIOL		All					
General Instructor Questions	SD	0	0	0	0	0	SA	N	Mean	Med.	Mode	Std Dev	N	Mean	Pct Rnk	N	Mean	Pct Rnk
Q21 The instructor treated students with respect.	0	0	0	0	0	3	2	5	6.4	6	6	.49	151	6.7	14	2K	6.7	14

Responses: [SD] Strongly Disagree=1 [0] 0=2 [0] 0=3 [0] 0=4 [0] 0=5 [0] 0=6 [SA] Strongly Agree=7  
 Pct Rnk: Percentile Rank (100 is best, calculated vs. precise Mean)

Q22 - Please explain or comment on the question above.

Faculty: Jennifer Larimore

Response Rate: No participants responded to this question. (0 of 5)



Instructor Questions	Jennifer Larimore											--- Survey Comparisons ---						
	Responses					Individual						BIOL			All			
General Instructor Questions	SD	0	0	0	0	0	SA	N	Mean	Med.	Mode	Std Dev	N	Mean	Pct Rnk	N	Mean	Pct Rnk
Q23 The instructor clearly defined how assignments would be evaluated.	0	0	0	0	1	1	3	5	6.4	7	7	.80	151	6.3	45	2K	6.3	45

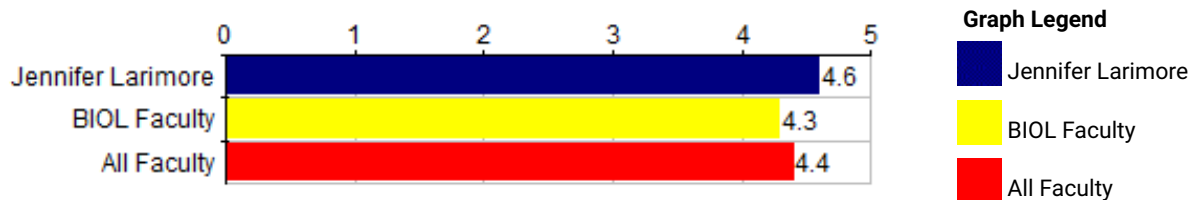
Responses: [SD] Strongly Disagree=1 [0] 0=2 [0] 0=3 [0] 0=4 [0] 0=5 [0] 0=6 [SA] Strongly Agree=7

Pct Rnk: Percentile Rank (100 is best, calculated vs. precise Mean)

Q24 - Please explain or comment on the question above.

Faculty: Jennifer Larimore

Response Rate: No participants responded to this question. (0 of 5)



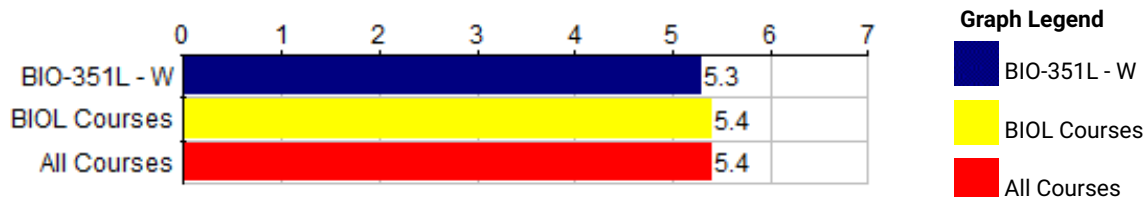
Instructor Questions	Jennifer Larimore										--- Survey Comparisons ---					
	Responses					Individual					BIOL			All		
General Instructor Questions	U	P	G	VG	E	N	Mean	Med.	Mode	Std Dev	N	Mean	Pct Rnk	N	Mean	Pct Rnk
Q25 Overall rating of the teaching of the course.	0	0	1	0	4	5	4.6	5	5	.80	152	4.3	69	2K	4.4	54

Responses: [U] unsatisfactory=1 [P] poor=2 [G] good=3 [VG] very good=4 [E] excellent=5  
**Pct Rnk:** Percentile Rank (100 is best, calculated vs. precise Mean)

Q26 - Please explain or comment on the question above.

Faculty: Jennifer Larimore

Response Rate: No participants responded to this question. (0 of 5)

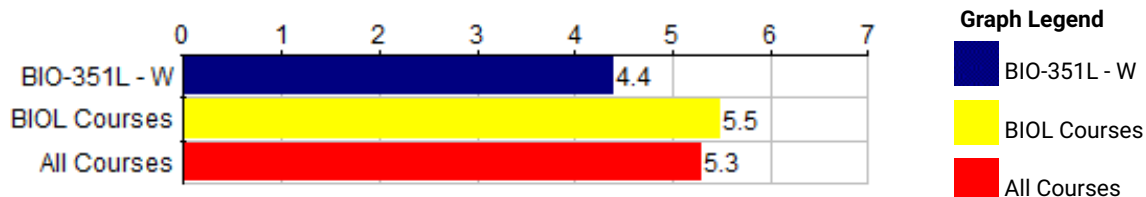


Additional Spring 2020 Questions Online Learning Evaluation	BIO-351L - W										--- Survey Comparisons ---							
	Responses					Course					BIOL			All				
	SD	0	0	0	0	SA	N	Mean	Med.	Mode	Std Dev	N	Mean	Pct Rnk	N	Mean	Pct Rnk	
Q27 I continued to learn effectively despite the sudden transition to remote or online learning.	0	1	0	0	1	0	2	4	5.3	6	7	2.05	149	5.4	38	1.9K	5.4	38

Responses: [SD] Strongly Disagree=1 [0] 0=2 [0] 0=3 [0] 0=4 [0] 0=5 [0] 0=6 [SA] Strongly Agree=7  
 Pct Rnk: Percentile Rank (100 is best, calculated vs. precise Mean)

Q28 - Please explain or comment on the question above.

Response Rate: No participants responded to this question. (0 of 5)

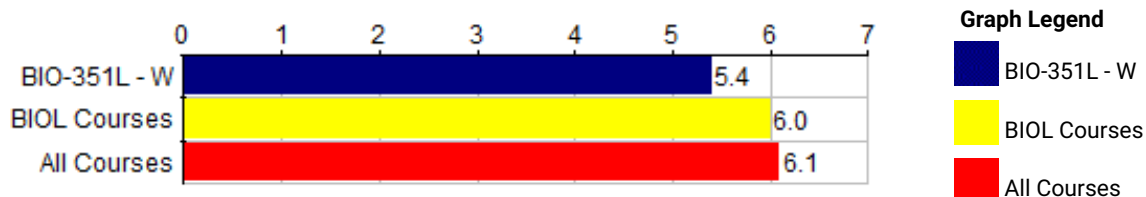


Additional Spring 2020 Questions	BIO-351L - W											--- Survey Comparisons ---						
	Responses					Course						BIOL			All			
Online Learning Evaluation	SD	0	0	0	0	0	SA	N	Mean	Med.	Mode	Std Dev	N	Mean	Pct Rnk	N	Mean	Pct Rnk
Q29 Communication from the college about the transition to remote or online learning was sufficient.	2	0	0	0	0	1	2	5	4.4	6	1,7	2.80	150	5.5	2	1.9K	5.3	14

Responses: [SD] Strongly Disagree=1 [0] 0=2 [0] 0=3 [0] 0=4 [0] 0=5 [0] 0=6 [SA] Strongly Agree=7  
 Pct Rnk: Percentile Rank (100 is best, calculated vs. precise Mean)

Q30 - Please explain or comment on the question above.

Response Rate: No participants responded to this question. (0 of 5)



Additional Spring 2020 Questions	BIO-351L - W						--- Survey Comparisons ---											
	Responses						Course			BIOL			All					
Online Learning Evaluation	SD	0	0	0	0	0	SA	N	Mean	Med.	Mode	Std Dev	N	Mean	Pct Rnk	N	Mean	Pct Rnk

The instructor altered instructional methods

<b>Q31</b> effectively to fit the sudden transition to remote or online learning.	0	1	0	0	1	1	2	5	5.4	6	7	1.85	149	6.0	7	2K	6.1	16
---	---	---	---	---	---	---	---	---	-----	---	---	------	-----	-----	---	----	-----	----

Responses: [SD] Strongly Disagree=1 [0] 0=2 [0] 0=3 [0] 0=4 [0] 0=5 [0] 0=6 [SA] Strongly Agree=7

Pct Rnk: Percentile Rank (100 is best, calculated vs. precise Mean)

**Q32 - Please explain or comment on the question above.**

**Response Rate: No participants responded to this question. (0 of 5)**