

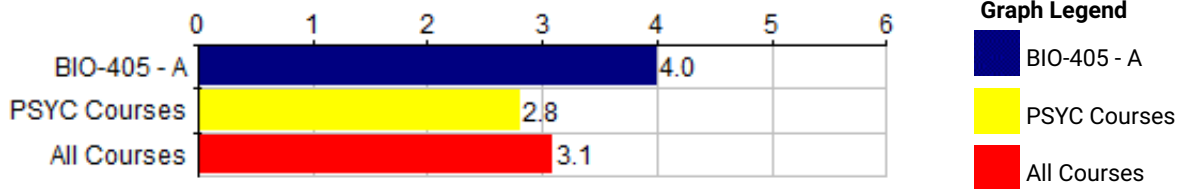
**Merged Courses:** BIO-405 A - Prof Developmt in Neuroscience  
PSY-405 A - Prof Developmt in Neuroscience

**Department:** PSYC

**Responsible Faculty:** Jennifer Larimore; Bonnie Perdue

**Responses / Expected:** 1 / 10 (10%)

**Overall Mean:**  
 6.2 Strong Disagreement to Strong Agree (9 responses)  
 5.0 unsatisfactory to excellent (2 responses)  
 4.0 Class year (1 responses)  
 3.0 Reason for taking course (1 responses)



**Graph Legend**

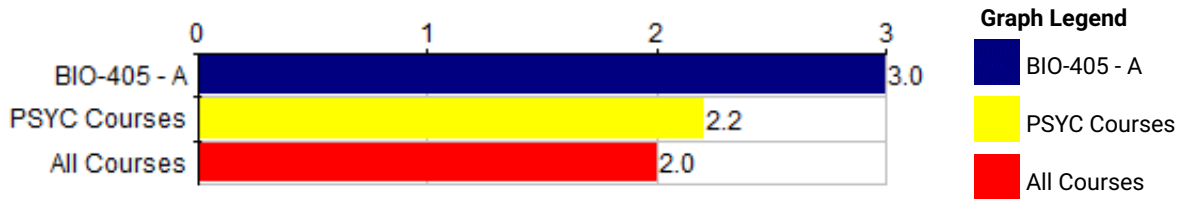
- BIO-405 - A
- PSYC Courses
- All Courses

Student Demographics Student Year/Course Selection	BIO-405 - A											--- Survey Comparisons ---					
	Responses							Course				PSYC			All		
	FY	S	J	S	GRA	P	N	Mean	Med.	Mode	Std Dev	N	Mean	Pct Rnk	N	Mean	Pct Rnk
Q1 What is your class year?	0	0	0	1	0	0	1	4.0	4	4	0	124	2.8	94	1.9K	3.1	81

Responses: [FY] first year=1 [S] sophomore=2 [J] junior=3 [S] senior=4 [GRA] GRAD=5 [P] PBPM=6  
 Pct Rnk: Percentile Rank (100 is best, calculated vs. precise Mean)

Q2 - If your class year is other, please specify.

Response Rate: No participants responded to this question. (0 of 1)

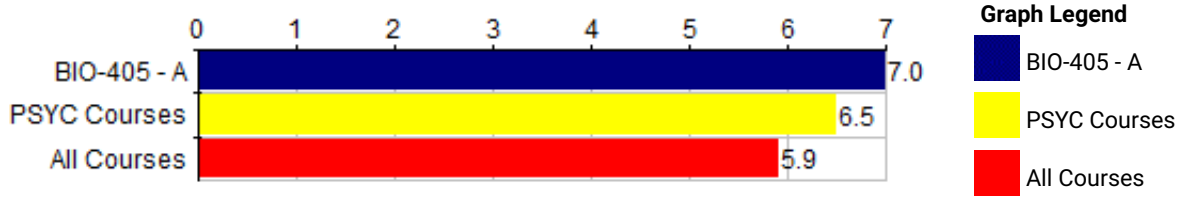


Student Demographics Student Year/Course Selection	BIO-405 - A									--- Survey Comparisons ---				
	Responses					Course				PSYC			All	
	ADR	AMR	AE	N	Mean	Med.	Mode	Std Dev	N	Mean	Pct Rnk	N	Mean	Pct Rnk
Q3 I took this course as:	0	0	1	1	3.0	3	3	0	122	2.2	97	1.8K	2.0	95

Responses: [ADR] a distributional requirement=1 [AMR] a major/minor requirement=2 [AE] an elective=3  
 Pct Rnk: Percentile Rank (100 is best, calculated vs. precise Mean)

Q4 - If the reason you took the course is other, please explain.

Response Rate: No participants responded to this question. (0 of 1)




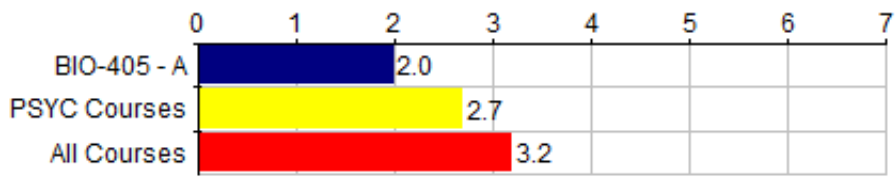
Course Questions General Questions	BIO-405 - A												--- Survey Comparisons ---					
	Responses						Course						PSYC			All		
	SD	0	0	0	0	0	SA	N	Mean	Med.	Mode	Std Dev	N	Mean	Pct Rnk	N	Mean	Pct Rnk
Q5 There were aspects of the course that were especially effective in helping you learn.	0	0	0	0	0	0	1	1	7.0	7	7	0	123	6.5	94	1.9K	5.9	93

Responses: [SD] Strongly Disagree=1 [0] 0=2 [0] 0=3 [0] 0=4 [0] 0=5 [0] 0=6 [SA] Strongly Agree=7  
 Pct Rnk: Percentile Rank (100 is best, calculated vs. precise Mean)

Q6 - Please explain or comment on the question above .

Response Rate: 100.00% (1 of 1)

1 This was an incredible course that I think is one of the most effective I have ever taken at agnes.



**BIO-405 - A**

**--- Survey Comparisons ---**

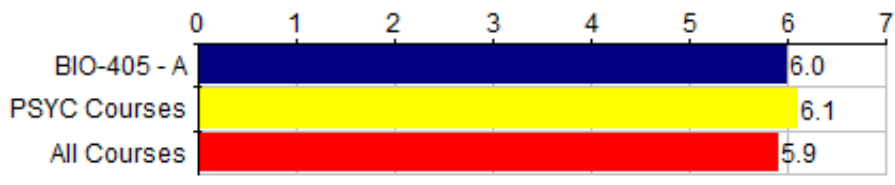
Course Questions	BIO-405 - A												--- Survey Comparisons ---					
	Responses						Course						PSYC			All		
General Questions	SD	0	0	0	0	0	SA	N	Mean	Med.	Mode	Std Dev	N	Mean	Pct Rnk	N	Mean	Pct Rnk
Q7 There were aspects of the course that were not effective in helping you learn.	0	1	0	0	0	0	0	1	2.0	2	2	0	122	2.7	31	1.9K	3.2	18

**Responses:** [SD] Strongly Disagree=1 [0] 0=2 [0] 0=3 [0] 0=4 [0] 0=5 [0] 0=6 [SA] Strongly Agree=7  
**Pct Rnk:** Percentile Rank (100 is best, calculated vs. precise Mean)


**Q8 - Please explain or comment on the question above.**

**Response Rate: 100.00% (1 of 1)**

1 I think one or two of the assignments were a little long, but I understand why they were how they were.



**Graph Legend**

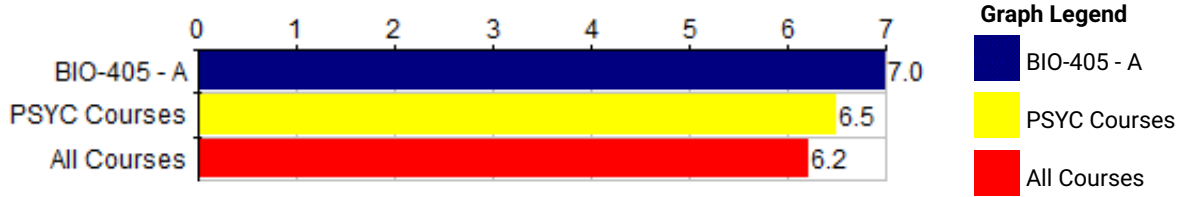


Course Questions General Questions	BIO-405 - A											--- Survey Comparisons ---						
	Responses							Course				PSYC			All			
	SD	0	0	0	0	0	SA	N	Mean	Med.	Mode	Std Dev	N	Mean	Pct Rnk	N	Mean	Pct Rnk
Q9 This course was intellectually challenging.	0	0	0	0	0	1	0	1	6.0	6	6	0	123	6.1	38	1.9K	5.9	49

**Responses:** [SD] Strongly Disagree=1 [0] 0=2 [0] 0=3 [0] 0=4 [0] 0=5 [0] 0=6 [SA] Strongly Agree=7  
**Pct Rnk:** Percentile Rank (100 is best, calculated vs. precise Mean)

Q10 - Please explain or comment on the question above.

Response Rate: No participants responded to this question. (0 of 1)



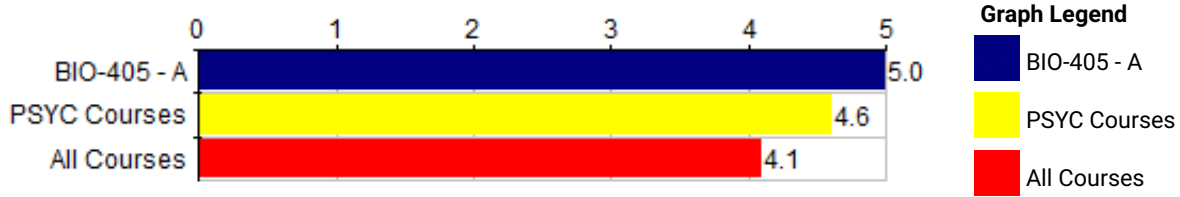
Course Questions General Questions	BIO-405 - A											--- Survey Comparisons ---					
	Responses						Course					PSYC			All		
	SD	0	0	0	0	0	SA	N	Mean	Med.	Mode	Std Dev	N	Mean	Pct Rnk	N	Mean

Q11	I made positive contributions to this course (for example, preparing for class, attending class regularly, participating in class discussions, and listening to others).	0	0	0	0	0	0	1	1	7.0	7	7	0	123	6.5	91	1.9K	6.2	92
-----	--	---	---	---	---	---	---	---	---	-----	---	---	---	-----	-----	----	------	-----	----

Responses: [SD] Strongly Disagree=1 [0] 0=2 [0] 0=3 [0] 0=4 [0] 0=5 [0] 0=6 [SA] Strongly Agree=7  
 Pct Rnk: Percentile Rank (100 is best, calculated vs. precise Mean)

Q12 - Please explain or comment on the question above.

Response Rate: No participants responded to this question. (0 of 1)

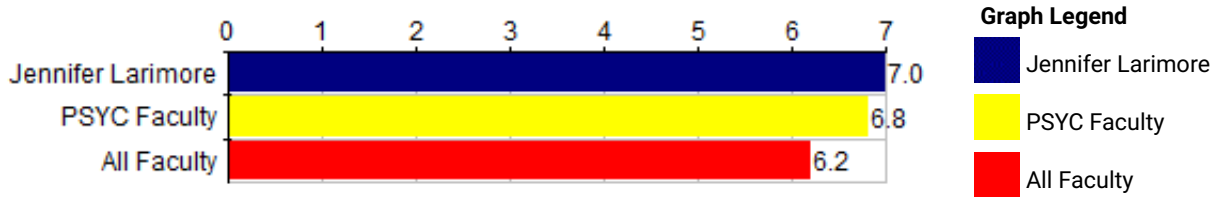


Course Questions General Questions	BIO-405 - A										--- Survey Comparisons ---					
	Responses						Course				PSYC			All		
	U	P	G	VG	E	N	Mean	Med.	Mode	Std Dev	N	Mean	Pct Rnk	N	Mean	Pct Rnk
Q13 Overall rating of the course.	0	0	0	0	1	1	5.0	5	5	0	123	4.6	91	1.9K	4.1	93

**Responses:** [U] unsatisfactory=1 [P] poor=2 [G] good=3 [VG] very good=4 [E] excellent=5  
**Pct Rnk:** Percentile Rank (100 is best, calculated vs. precise Mean)

Q14 - Please explain or comment on the question above.

Response Rate: No participants responded to this question. (0 of 1)



Instructor Questions	Jennifer Larimore										--- Survey Comparisons ---						
	Responses					Individual					PSYC			All			
	SD	0	0	0	0	0	SA	N	Mean	Med.	Mode	Std Dev	N	Mean	Pct Rnk	N	Mean

**Q15** The instructor defined the plan for the course, including what was required of students (for example, stated the plan for the course in the syllabus, in the class).

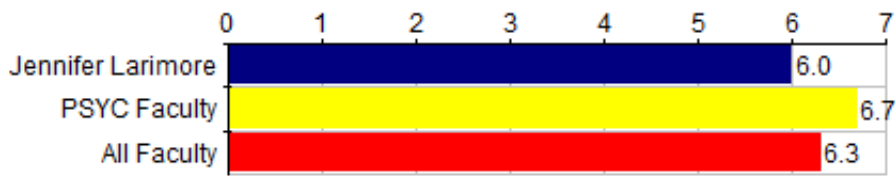
**Responses:** [SD] Strongly Disagree=1 [0] 0=2 [0] 0=3 [0] 0=4 [0] 0=5 [0] 0=6 [SA] Strongly Agree=7  
**Pct Rnk:** Percentile Rank (100 is best, calculated vs. precise Mean)

**Q16 - Please explain or comment on the question above.**

**Faculty:** Jennifer Larimore

**Response Rate:** No participants responded to this question. (0 of 1)





**Graph Legend**



Instructor Questions	Jennifer Larimore											--- Survey Comparisons ---					
	Responses						Individual					PSYC			All		
	SD	0	0	0	0	0	SA	N	Mean	Med.	Mode	Std Dev	N	Mean	Pct Rnk	N	Mean

**Q17** The instructor was available to students outside of class (for example, held office hours, responded to emails and other student efforts to contact the instructor).

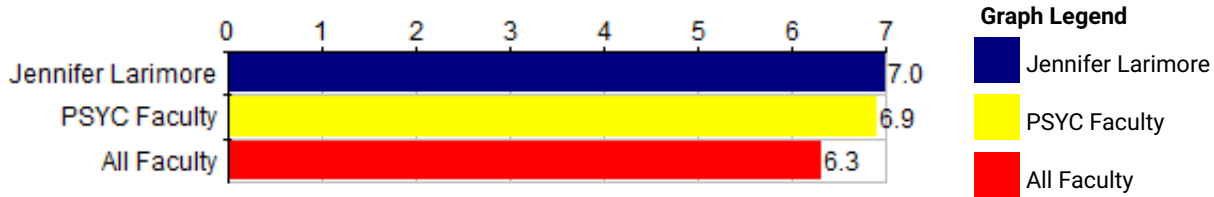
0	0	0	0	0	0	1	0	1	6.0	6	6	0	130	6.7	14	1.9K	6.3	23
---	---	---	---	---	---	---	---	---	-----	---	---	---	-----	-----	----	------	-----	----

**Responses:** [SD] Strongly Disagree=1 [0] 0=2 [0] 0=3 [0] 0=4 [0] 0=5 [0] 0=6 [SA] Strongly Agree=7  
**Pct Rnk:** Percentile Rank (100 is best, calculated vs. precise Mean)

**Q18 - Please explain or comment on the question above.**

**Faculty:** Jennifer Larimore

**Response Rate:** No participants responded to this question. (0 of 1)



Instructor Questions	Jennifer Larimore											--- Survey Comparisons ---						
	Responses					Individual						PSYC			All			
General Instructor Questions	SD	0	0	0	0	0	SA	N	Mean	Med.	Mode	Std Dev	N	Mean	Pct Rnk	N	Mean	Pct Rnk

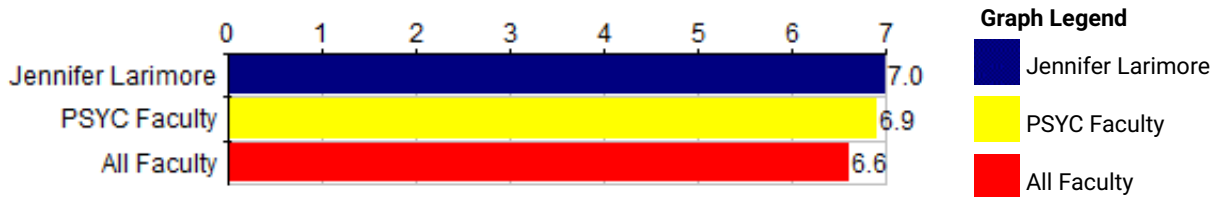
**Q19** The instructor clarified material that required further explanation (for example, listened to questions, responded to students).

**Responses:** [SD] Strongly Disagree=1 [0] 0=2 [0] 0=3 [0] 0=4 [0] 0=5 [0] 0=6 [SA] Strongly Agree=7  
**Pct Rnk:** Percentile Rank (100 is best, calculated vs. precise Mean)

**Q20 - Please explain or comment on the question above.**

**Faculty:** Jennifer Larimore

**Response Rate:** No participants responded to this question. (0 of 1)



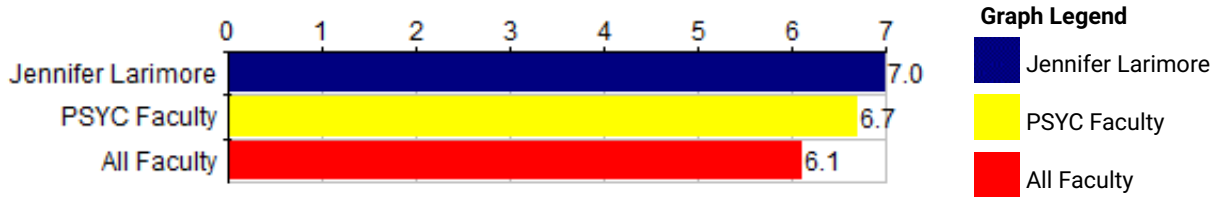
Instructor Questions General Instructor Questions	Jennifer Larimore												--- Survey Comparisons ---					
	Responses						Individual						PSYC			All		
	SD	0	0	0	0	0	SA	N	Mean	Med.	Mode	Std Dev	N	Mean	Pct Rnk	N	Mean	Pct Rnk
Q21 The instructor treated students with respect.	0	0	0	0	0	0	1	1	7.0	7	7	0	131	6.9	67	1.9K	6.6	77

**Responses:** [SD] Strongly Disagree=1 [0] 0=2 [0] 0=3 [0] 0=4 [0] 0=5 [0] 0=6 [SA] Strongly Agree=7  
**Pct Rnk:** Percentile Rank (100 is best, calculated vs. precise Mean)

Q22 - Please explain or comment on the question above.

Faculty: Jennifer Larimore

Response Rate: No participants responded to this question. (0 of 1)



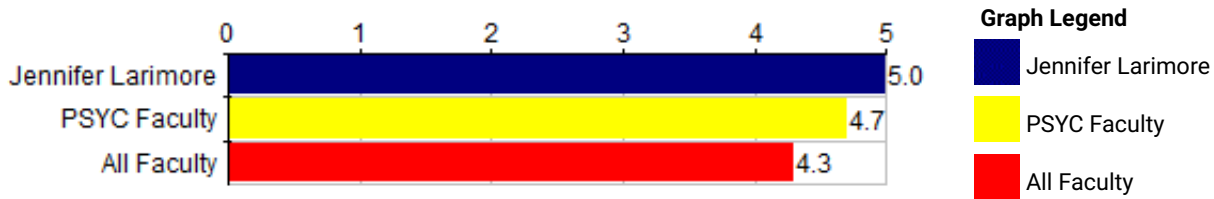
Instructor Questions	Jennifer Larimore											--- Survey Comparisons ---							
	Responses					Individual						PSYC			All				
General Instructor Questions	SD	0	0	0	0	0	0	SA	N	Mean	Med.	Mode	Std Dev	N	Mean	Pct Rnk	N	Mean	Pct Rnk
Q23 The instructor clearly defined how assignments would be evaluated.	0	0	0	0	0	0	1	1	7.0	7	7	0	130	6.7	83	1.9K	6.1	90	

Responses: [SD] Strongly Disagree=1 [0] 0=2 [0] 0=3 [0] 0=4 [0] 0=5 [0] 0=6 [SA] Strongly Agree=7  
 Pct Rnk: Percentile Rank (100 is best, calculated vs. precise Mean)

Q24 - Please explain or comment on the question above.

Faculty: Jennifer Larimore

Response Rate: No participants responded to this question. (0 of 1)



Instructor Questions General Instructor Questions	Jennifer Larimore										--- Survey Comparisons ---					
	Responses					Individual					PSYC			All		
	U	P	G	VG	E	N	Mean	Med.	Mode	Std Dev	N	Mean	Pct Rnk	N	Mean	Pct Rnk
Q25 Overall rating of the teaching of the course.	0	0	0	0	1	1	5.0	5	5	0	132	4.7	81	1.9K	4.3	88

Responses: [U] unsatisfactory=1 [P] poor=2 [G] good=3 [VG] very good=4 [E] excellent=5  
Pct Rnk: Percentile Rank (100 is best, calculated vs. precise Mean)

Q26 - Please explain or comment on the question above.

Faculty: Jennifer Larimore

Response Rate: No participants responded to this question. (0 of 1)