

**2020 Spring Evaluations  
20/SP (2020)**

**Agnes Scott College  
Agnes Scott**


**Merged Courses:** BIO-351 A - Foundations of Neuroscience II  
PSY-351 A - Foundations of Neuroscience II

**Department:** BIOL

**Responsible Faculty:** Jennifer Larimore

**Responses / Expected:** 7 / 12 (58.33%)

**Overall Mean:**  
 6.1 Strong Disagreement to Strong Agree (84 responses)  
 4.7 unsatisfactory to excellent (14 responses)  
 2.9 Class year (7 responses)  
 2.0 Reason for taking course (7 responses)

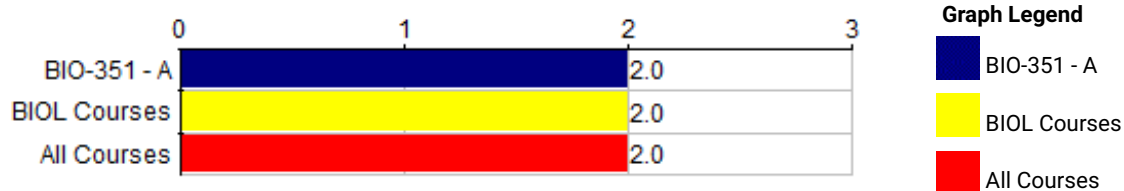


Student Demographics Student Year/Course Selection	BIO-351 - A										--- Survey Comparisons ---						
	Responses							Course			BIOL			All			
	FY	S	J	S	GRA	P	N	Mean	Med.	Mode	Std Dev	N	Mean	Pct Rnk	N	Mean	Pct Rnk
Q1 What is your class year?	0	3	2	2	0	0	7	2.9	3	2	.83	152	2.2	64	2K	2.3	69

**Responses:** [FY] first year=1 [S] sophomore=2 [J] junior=3 [S] senior=4 [GRA] GRAD=5 [P] PBPM=6  
**Pct Rnk:** Percentile Rank (100 is best, calculated vs. precise Mean)

**Q2 - If your class year is other, please specify.**

**Response Rate:** No participants responded to this question. (0 of 7)

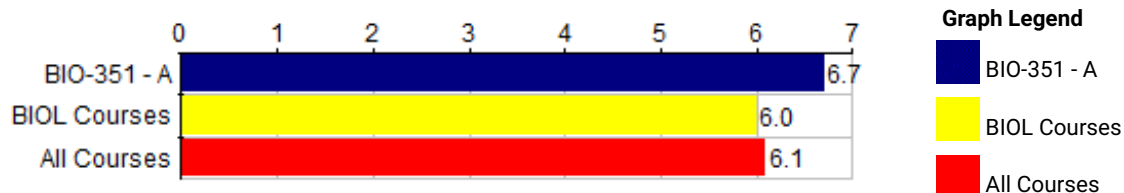


Student Demographics Student Year/Course Selection	BIO-351 - A								--- Survey Comparisons ---					
	Responses				Course				BIOL			All		
	ADR	AMR	AE	N	Mean	Med.	Mode	Std Dev	N	Mean	Pct Rnk	N	Mean	Pct Rnk
Q3 I took this course as:	0	7	0	7	2.0	2	2	0	148	2.0	55	1.9K	2.0	45

Responses: [ADR] a distributional requirement=1 [AMR] a major/minor requirement=2 [AE] an elective=3  
**Pct Rnk:** Percentile Rank (100 is best, calculated vs. precise Mean)

Q4 - If the reason you took the course is other, please explain.

Response Rate: No participants responded to this question. (0 of 7)




Course Questions	BIO-351 - A										--- Survey Comparisons ---						
	Responses					Course					BIOL			All			
General Questions	SD	0	0	0	0	SA	N	Mean	Med.	Mode	Std Dev	N	Mean	Pct Rnk	N	Mean	Pct Rnk
Q5 There were aspects of the course that were especially effective in helping you learn.	0	0	0	0	2	5	7	6.7	7	7	.45	152	6.0	83	2K	6.1	72

Responses: [SD] Strongly Disagree=1 [0] 0=2 [0] 0=3 [0] 0=4 [0] 0=5 [0] 0=6 [SA] Strongly Agree=7  
 Pct Rnk: Percentile Rank (100 is best, calculated vs. precise Mean)

Q6 - Please explain or comment on the question above .

Response Rate: 14.29% (1 of 7)

1 The course has helped me grow as a neuroscientist

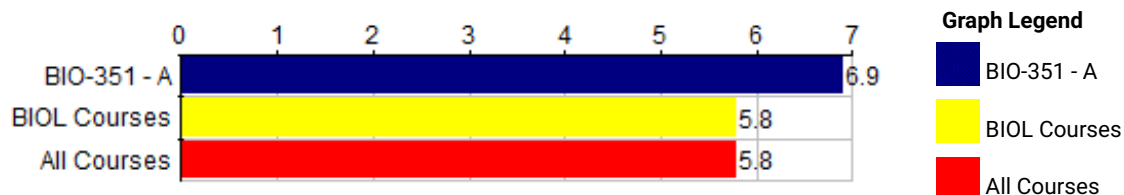


Course Questions General Questions	BIO-351 - A												--- Survey Comparisons ---					
	Responses						Course						BIOL		All			
	SD	0	0	0	0	0	SA	N	Mean	Med.	Mode	Std Dev	N	Mean	Pct Rnk	N	Mean	Pct Rnk
Q7 There were aspects of the course that were not effective in helping you learn.	3	1	0	1	1	0	1	7	3.0	2	1	2.20	145	3.0	52	2K	3.0	54

Responses: [SD] Strongly Disagree=1 [0] 0=2 [0] 0=3 [0] 0=4 [0] 0=5 [0] 0=6 [SA] Strongly Agree=7  
 Pct Rnk: Percentile Rank (100 is best, calculated vs. precise Mean)

Q8 - Please explain or comment on the question above.

Response Rate: No participants responded to this question. (0 of 7)



**BIO-351 - A**

**--- Survey Comparisons ---**

**Course Questions**  
**General Questions**

Course Questions	Responses													Course						BIOL			All		
	SD	0	0	0	0	0	SA	N	Mean	Med.	Mode	Std Dev	N	Mean	Pct Rnk	N	Mean	Pct Rnk							
Q9 This course was intellectually challenging.	0	0	0	0	0	1	6	7	6.9	7	7	.35	152	5.8	98	2K	5.8	87							

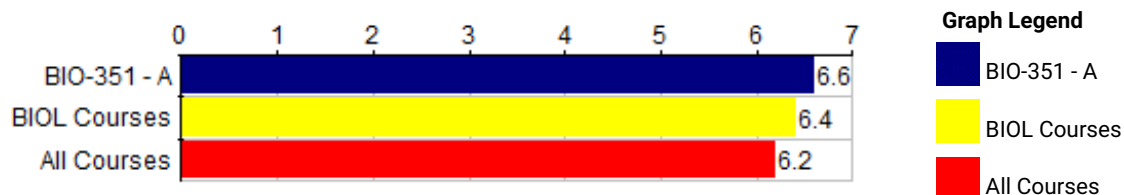
Responses: [SD] Strongly Disagree=1 [0] 0=2 [0] 0=3 [0] 0=4 [0] 0=5 [0] 0=6 [SA] Strongly Agree=7

Pct Rnk: Percentile Rank (100 is best, calculated vs. precise Mean)

**Q10 - Please explain or comment on the question above.**

Response Rate: 14.29% (1 of 7)

1 The course pushes you outside of your comfort zone and challenges you to look at things differently or do extra work to look for answers to questions that you have about the brain

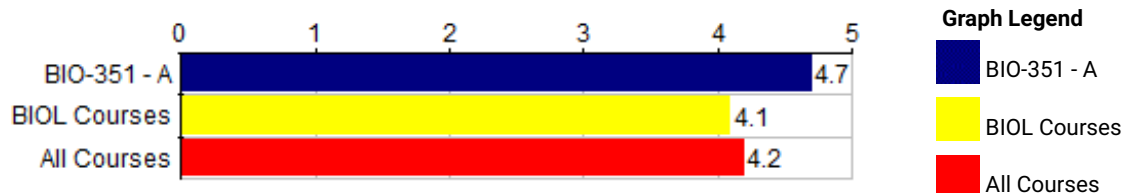


Course Questions	BIO-351 - A											--- Survey Comparisons ---						
	Responses					Course						BIOL			All			
General Questions	SD	0	0	0	0	0	SA	N	Mean	Med.	Mode	Std Dev	N	Mean	Pct Rnk	N	Mean	Pct Rnk
Q11 I made positive contributions to this course (for example, preparing for class, attending class regularly, participating in class discussions, and listening to others).	0	0	0	0	1	1	5	7	6.6	7	7	.73	151	6.4	55	2K	6.2	64

Responses: [SD] Strongly Disagree=1 [0] 0=2 [0] 0=3 [0] 0=4 [0] 0=5 [0] 0=6 [SA] Strongly Agree=7  
 Pct Rnk: Percentile Rank (100 is best, calculated vs. precise Mean)

Q12 - Please explain or comment on the question above.

Response Rate: No participants responded to this question. (0 of 7)



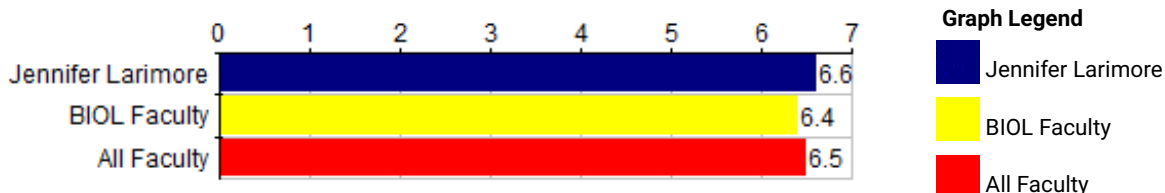
Course Questions General Questions	BIO-351 - A										--- Survey Comparisons ---					
	Responses							Course			BIOL			All		
	U	P	G	VG	E	N	Mean	Med.	Mode	Std Dev	N	Mean	Pct Rnk	N	Mean	Pct Rnk
Q13 Overall rating of the course.	0	0	1	0	6	7	4.7	5	5	.70	152	4.1	83	2K	4.2	75

Responses: [U] unsatisfactory=1 [P] poor=2 [G] good=3 [VG] very good=4 [E] excellent=5  
 Pct Rnk: Percentile Rank (100 is best, calculated vs. precise Mean)

Q14 - Please explain or comment on the question above.

Response Rate: 14.29% (1 of 7)

1 Even after moving to remote learning, this was still challenged me as a student.



Instructor Questions	Jennifer Larimore											--- Survey Comparisons ---						
	Responses					Individual			Std			BIOL		All				
General Instructor Questions	SD	0	0	0	0	SA	N	Mean	Med.	Mode	Dev	N	Mean	Pct Rnk	N	Mean	Pct Rnk	
Q15 The instructor defined the plan for the course, including what was required of students (for example, stated the plan for the course in the syllabus, in the class).	0	0	0	0	1	1	5	7	6.6	7	7	.73	152	6.4	45	2K	6.5	43
<b>Responses:</b> [SD] Strongly Disagree=1 [0] 0=2 [0] 0=3 [0] 0=4 [0] 0=5 [0] 0=6 [SA] Strongly Agree=7 <b>Pct Rnk:</b> Percentile Rank (100 is best, calculated vs. precise Mean)																		

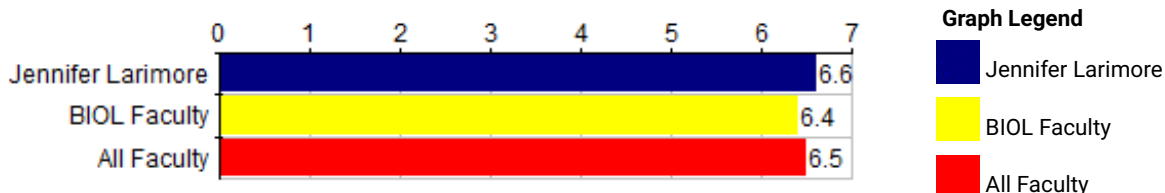
**Q16 - Please explain or comment on the question above.**

**Faculty:** Jennifer Larimore

**Response Rate:** 28.57% (2 of 7)

- 1 There were moments of confusion and lack of instruction but it was typically remedied quickly
- 2 Dr.Larimore always states what she is looking for when grading assignments, it's up to the student to do the reading and ask questions if there is any confusion.





Instructor Questions	Jennifer Larimore										--- Survey Comparisons ---							
	Responses					Individual					BIOL		All					
General Instructor Questions	SD	0	0	0	0	SA	N	Mean	Med.	Mode	Std Dev	N	Mean	Pct Rnk	N	Mean	Pct Rnk	
Q17 The instructor was available to students outside of class (for example, held office hours, responded to emails and other student efforts to contact the instructor).	0	0	0	0	1	1	5	7	6.6	7	7	.73	149	6.4	74	2K	6.5	43

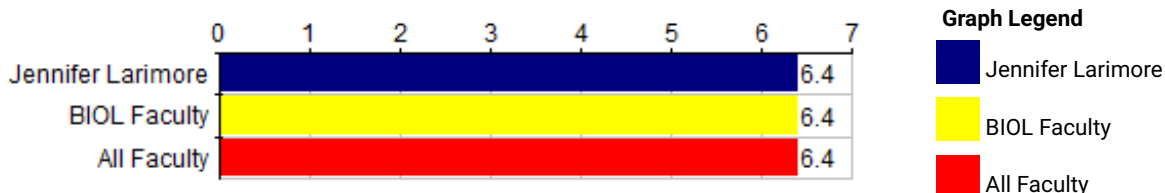
Responses: [SD] Strongly Disagree=1 [0] 0=2 [0] 0=3 [0] 0=4 [0] 0=5 [0] 0=6 [SA] Strongly Agree=7  
 Pct Rnk: Percentile Rank (100 is best, calculated vs. precise Mean)

**Q18 - Please explain or comment on the question above.**

Faculty: Jennifer Larimore

Response Rate: 14.29% (1 of 7)

1 Dr.Larimore responds to emails and is available during her office hours and is even willing to discuss with you if you catch her anywhere else on campus, she's very dedicated to her students.



Instructor Questions	Jennifer Larimore										--- Survey Comparisons ---						
	Responses					Individual					BIOL		All				
General Instructor Questions	SD	0	0	0	0	SA	N	Mean	Med.	Mode	Std Dev	N	Mean	Pct Rnk	N	Mean	Pct Rnk

The instructor clarified material that required further explanation (for example, listened to questions, responded to students).

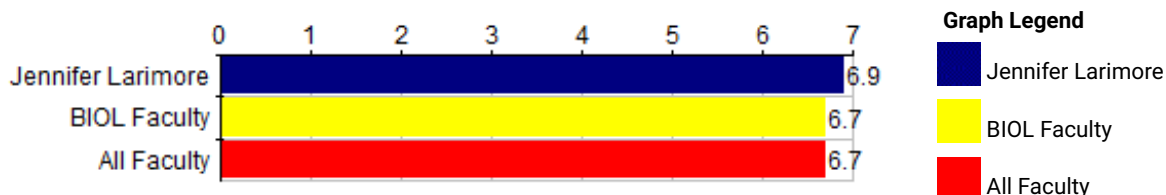
Q19	0	0	0	0	1	2	4	7	6.4	7	7	.73	152	6.4	45	2K	6.4	36
-----	---	---	---	---	---	---	---	---	-----	---	---	-----	-----	-----	----	----	-----	----

Responses: [SD] Strongly Disagree=1 [0] 0=2 [0] 0=3 [0] 0=4 [0] 0=5 [0] 0=6 [SA] Strongly Agree=7  
 Pct Rnk: Percentile Rank (100 is best, calculated vs. precise Mean)

Q20 - Please explain or comment on the question above.

Faculty: Jennifer Larimore

Response Rate: No participants responded to this question. (0 of 7)



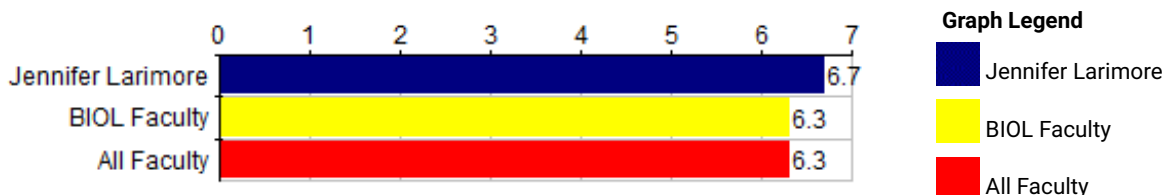
Instructor Questions	Jennifer Larimore										--- Survey Comparisons ---							
	Responses					Individual					BIOL			All				
General Instructor Questions	SD	0	0	0	0	0	SA	N	Mean	Med.	Mode	Std Dev	N	Mean	Pct Rnk	N	Mean	Pct Rnk
Q21 The instructor treated students with respect.	0	0	0	0	0	1	6	7	6.9	7	7	.35	151	6.7	62	2K	6.7	42

Responses: [SD] Strongly Disagree=1 [0] 0=2 [0] 0=3 [0] 0=4 [0] 0=5 [0] 0=6 [SA] Strongly Agree=7  
 Pct Rnk: Percentile Rank (100 is best, calculated vs. precise Mean)

Q22 - Please explain or comment on the question above.

Faculty: Jennifer Larimore

Response Rate: No participants responded to this question. (0 of 7)



**Jennifer Larimore**

**--- Survey Comparisons ---**

**Instructor Questions**

**General Instructor Questions**

Responses										Individual			BIOL			All		
SD	0	0	0	0	0	SA	N	Mean	Med.	Mode	Std Dev	N	Mean	Pct Rnk	N	Mean	Pct Rnk	

<b>Q23</b>	The instructor clearly defined how assignments would be evaluated.										.45	151	6.3	57	2K	6.3	65
------------	--	--	--	--	--	--	--	--	--	--	-----	-----	-----	----	----	-----	----


**Responses:** [SD] Strongly Disagree=1 [0] 0=2 [0] 0=3 [0] 0=4 [0] 0=5 [0] 0=6 [SA] Strongly Agree=7

**Pct Rnk:** Percentile Rank (100 is best, calculated vs. precise Mean)


**Q24 - Please explain or comment on the question above.**

**Faculty:** Jennifer Larimore

**Response Rate:** No participants responded to this question. (0 of 7)



**Graph Legend**



Instructor Questions	Jennifer Larimore										--- Survey Comparisons ---					
	Responses					Individual					BIOL			All		
General Instructor Questions	U	P	G	VG	E	N	Mean	Med.	Mode	Std Dev	N	Mean	Pct Rnk	N	Mean	Pct Rnk
Q25 Overall rating of the teaching of the course.	0	0	1	0	6	7	4.7	5	5	.70	152	4.3	81	2K	4.4	62

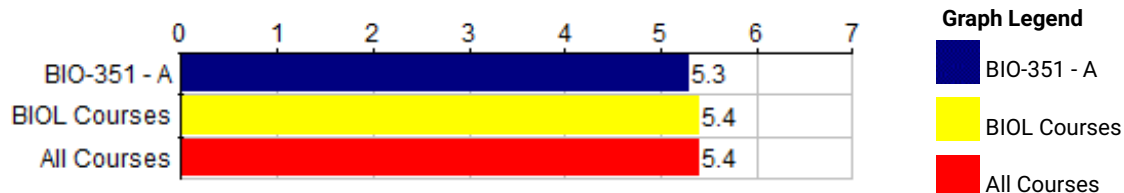
Responses: [U] unsatisfactory=1 [P] poor=2 [G] good=3 [VG] very good=4 [E] excellent=5  
Pct Rnk: Percentile Rank (100 is best, calculated vs. precise Mean)

Q26 - Please explain or comment on the question above.

Faculty: Jennifer Larimore

Response Rate: 28.57% (2 of 7)

- I love Dr.Larimore as a professor/advisor, she gives good advice and feedback on your ideas and is always willing to help you develop and grow as a person and neuroscientist. She takes in pride in seeing her students grow in their neuroscience career.
- Dr. L is one of the best professors in the neuro department. She stays organized and is very helpful. She helped me grow as a student.

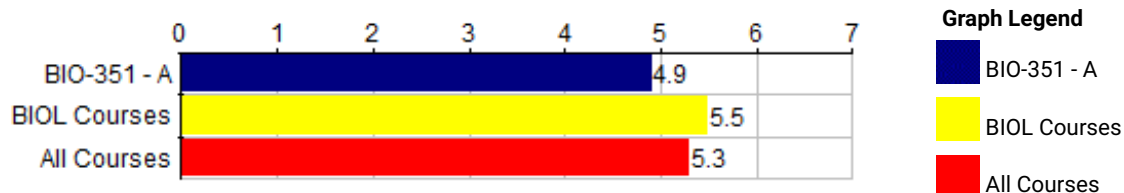


Additional Spring 2020 Questions Online Learning Evaluation	BIO-351 - A											--- Survey Comparisons ---						
	Responses							Course				BIOL			All			
	SD	0	0	0	0	0	SA	N	Mean	Med.	Mode	Std Dev	N	Mean	Pct Rnk	N	Mean	Pct Rnk
Q27 I continued to learn effectively despite the sudden transition to remote or online learning.	0	1	0	2	0	1	3	7	5.3	6	7	1.83	149	5.4	48	1.9K	5.4	40

**Responses:** [SD] Strongly Disagree=1 [0] 0=2 [0] 0=3 [0] 0=4 [0] 0=5 [0] 0=6 [SA] Strongly Agree=7  
**Pct Rnk:** Percentile Rank (100 is best, calculated vs. precise Mean)

Q28 - Please explain or comment on the question above.

Response Rate: No participants responded to this question. (0 of 7)

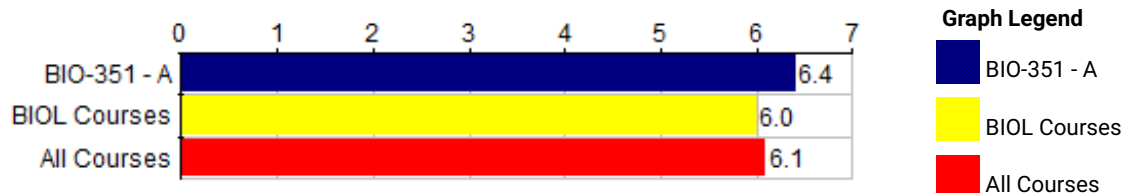


Additional Spring 2020 Questions Online Learning Evaluation	BIO-351 - A											--- Survey Comparisons ---						
	Responses							Course				BIOL			All			
	SD	0	0	0	0	0	0	SA	N	Mean	Med.	Mode	Std Dev	N	Mean	Pct Rnk	N	Mean
Q29 Communication from the college about the transition to remote or online learning was sufficient.	0	1	1	1	0	3	1	7	4.9	6	6	1.73	150	5.5	7	1.9K	5.3	26

Responses: [SD] Strongly Disagree=1 [0] 0=2 [0] 0=3 [0] 0=4 [0] 0=5 [0] 0=6 [SA] Strongly Agree=7  
 Pct Rnk: Percentile Rank (100 is best, calculated vs. precise Mean)

Q30 - Please explain or comment on the question above.

Response Rate: No participants responded to this question. (0 of 7)



Additional Spring 2020 Questions Online Learning Evaluation	BIO-351 - A												--- Survey Comparisons ---					
	Responses						Course						BIOL		All			
	SD	0	0	0	0	0	SA	N	Mean	Med.	Mode	Std Dev	N	Mean	Pct Rnk	N	Mean	Pct Rnk
Q31 The instructor altered instructional methods effectively to fit the sudden transition to remote or online learning.	0	0	0	1	0	1	5	7	6.4	7	7	1.05	149	6.0	74	2K	6.1	53

Responses: [SD] Strongly Disagree=1 [0] 0=2 [0] 0=3 [0] 0=4 [0] 0=5 [0] 0=6 [SA] Strongly Agree=7  
 Pct Rnk: Percentile Rank (100 is best, calculated vs. precise Mean)

Q32 - Please explain or comment on the question above.

Response Rate: No participants responded to this question. (0 of 7)