

**2021:21/FA: 2021 Fall Evaluations
21/FA (2021)**

**Agnes Scott College
Agnes Scott**

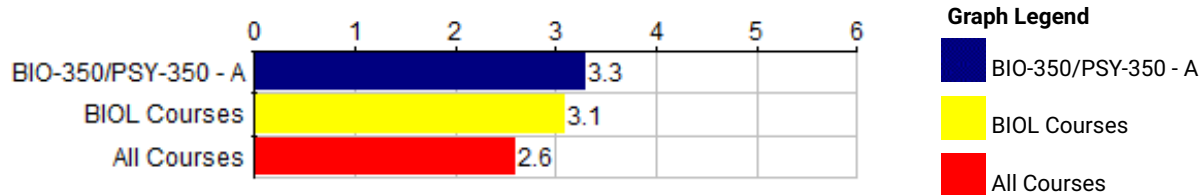
Merged Courses: BIO-350 A - Foundations of Neuroscience I
PSY-350 A - Foundations of Neuroscience I

Department: BIOL

Responsible Faculty: Jennifer Larimore

Responses / Expected: 9 / 31 (29.03%)

Overall Mean:
 6.0 Strong Disagreement to Strong Agree (81 responses)
 4.4 unsatisfactory to excellent (18 responses)
 3.3 Class year (9 responses)
 2.0 Reason for taking course (9 responses)

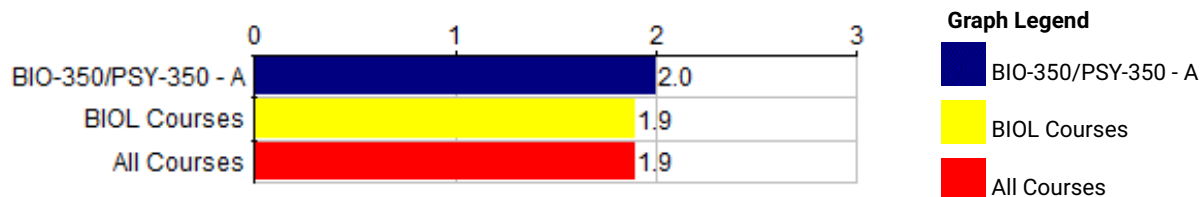


Student Demographics Student Year/Course Selection	BIO-350/PSY-350 - A											--- Survey Comparisons ---					
	Responses							Course				BIOL			All		
	FY	S	J	S	GRA	P	N	Mean	Med.	Mode	Std Dev	N	Mean	Pct Rnk	N	Mean	Pct Rnk
Q1 What is your class year?	0	0	6	3	0	0	9	3.3	3	3	.47	241	3.1	63	2.1K	2.6	71

Responses: [FY] first year=1 [S] sophomore=2 [J] junior=3 [S] senior=4 [GRA] GRAD=5 [P] PBPM=6
 Pct Rnk: Percentile Rank (100 is best, calculated vs. precise Mean)

Q2 - If your class year is other, please specify.

Response Rate: No participants responded to this question. (0 of 9)

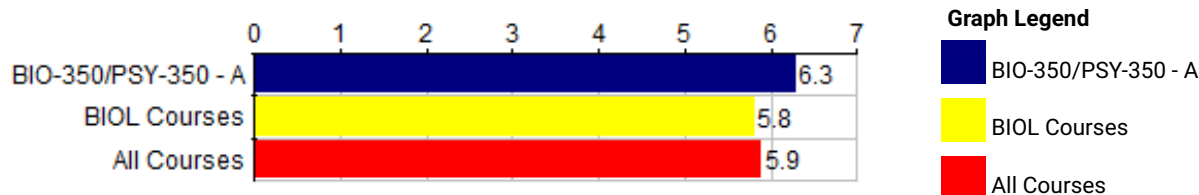


Student Demographics Student Year/Course Selection	BIO-350/PSY-350 - A								--- Survey Comparisons ---					
	Responses				Course				BIOL			All		
	ADR	AMR	AE	N	Mean	Med.	Mode	Std Dev	N	Mean	Pct Rnk	N	Mean	Pct Rnk
Q3 I took this course as:	0	9	0	9	2.0	2	2	0	229	1.9	65	2K	1.9	48

Responses: [ADR] a distributional requirement=1 [AMR] a major/minor requirement=2 [AE] an elective=3
Pct Rnk: Percentile Rank (100 is best, calculated vs. precise Mean)

Q4 - If the reason you took the course is other, please explain.

Response Rate: No participants responded to this question. (0 of 9)



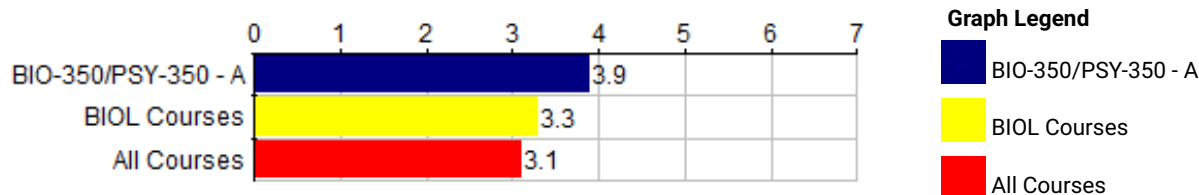
Course Questions	BIO-350/PSY-350 - A											--- Survey Comparisons ---						
	Responses						Course					BIOL			All			
General Questions	SD	0	0	0	0	0	SA	N	Mean	Med.	Mode	Std Dev	N	Mean	Pct Rnk	N	Mean	Pct Rnk
Q5 There were aspects of the course that were especially effective in helping you learn.	0	0	0	1	1	1	6	9	6.3	7	7	1.05	242	5.8	67	2.1K	5.9	58

Responses: [SD] Strongly Disagree=1 [0] 0=2 [0] 0=3 [0] 0=4 [0] 0=5 [0] 0=6 [SA] Strongly Agree=7
Pct Rnk: Percentile Rank (100 is best, calculated vs. precise Mean)

Q6 - Please explain or comment on the question above .

Response Rate: 33.33% (3 of 9)

- 1 the flipped classroom, study guides, and challenging us with scientific papers putting it all into context
- 2 The videos, powerpoints, and study guides were helpful for understanding the information and drawing out the major points we needed to glean from the course
- 3 Some of it I felt was busy work. Spoke with other students as well and some of it wasn't necessary.



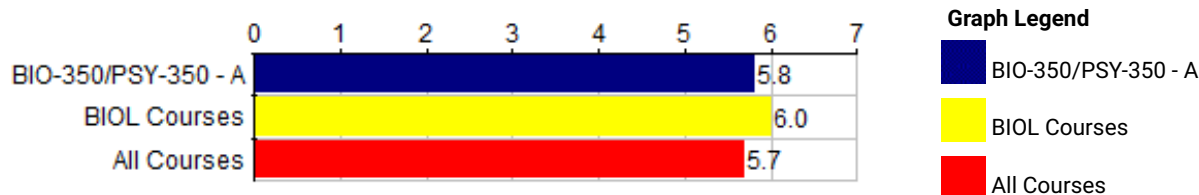
Course Questions	BIO-350/PSY-350 - A												--- Survey Comparisons ---					
	Responses						Course						BIOL		All			
General Questions	SD	0	0	0	0	0	SA	N	Mean	Med.	Mode	Std Dev	N	Mean	Pct Rnk	N	Mean	Pct Rnk
Q7 There were aspects of the course that were not effective in helping you learn.	3	0	0	2	2	0	2	9	3.9	4	1	2.28	238	3.3	76	2.1K	3.1	76

Responses: [SD] Strongly Disagree=1 [0] 0=2 [0] 0=3 [0] 0=4 [0] 0=5 [0] 0=6 [SA] Strongly Agree=7
 Pct Rnk: Percentile Rank (100 is best, calculated vs. precise Mean)

Q8 - Please explain or comment on the question above.

Response Rate: 33.33% (3 of 9)

- 1 group work is hit or miss depending on who you're with
- 2 I know this is a flipped lecture course but some regular covering of the coursework would be nice at least once a week. Just a brief 5-10 min overview.
- 3 Group work was difficult because the room itself wasn't conducive to facilitating conversation between members. The only time the group work aspect of the course worked was when we all collaborated on the article presentation.



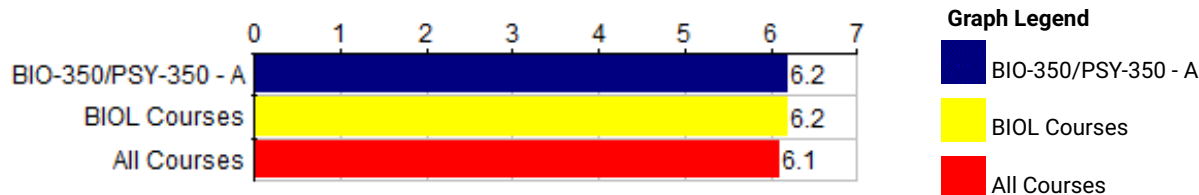
Course Questions General Questions	BIO-350/PSY-350 - A											--- Survey Comparisons ---						
	Responses							Course				BIOL			All			
	SD	0	0	0	0	0	SA	N	Mean	Med.	Mode	Std Dev	N	Mean	Pct Rnk	N	Mean	Pct Rnk
Q9 This course was intellectually challenging.	1	0	0	1	0	2	5	9	5.8	7	7	1.93	241	6.0	39	2.1K	5.7	42

Responses: [SD] Strongly Disagree=1 [0] 0=2 [0] 0=3 [0] 0=4 [0] 0=5 [0] 0=6 [SA] Strongly Agree=7
Pct Rnk: Percentile Rank (100 is best, calculated vs. precise Mean)

Q10 - Please explain or comment on the question above.

Response Rate: 22.22% (2 of 9)

- 1 especially the articles every week!
- 2 The content was difficult. However, comparing the book/text to the videos, the videos helped to condense the information in a more digestible manner.



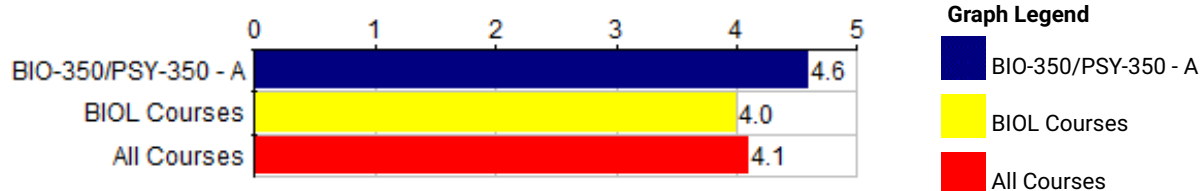
Course Questions General Questions	BIO-350/PSY-350 - A										--- Survey Comparisons ---							
	Responses					Course					BIOL			All				
	SD	0	0	0	0	0	SA	N	Mean	Med.	Mode	Std Dev	N	Mean	Pct Rnk	N	Mean	Pct Rnk
Q11 I made positive contributions to this course (for example, preparing for class, attending class regularly, participating in class discussions, and listening to others).	0	0	0	1	1	2	5	9	6.2	7	7	1.03	242	6.2	50	2.1K	6.1	49

Responses: [SD] Strongly Disagree=1 [0] 0=2 [0] 0=3 [0] 0=4 [0] 0=5 [0] 0=6 [SA] Strongly Agree=7
 Pct Rnk: Percentile Rank (100 is best, calculated vs. precise Mean)

Q12 - Please explain or comment on the question above.

Response Rate: 22.22% (2 of 9)

- 1 I turned in my notes on time and took detailed notes on the lecture.
- 2 I did all the assignments, paid attention, and put forth effort

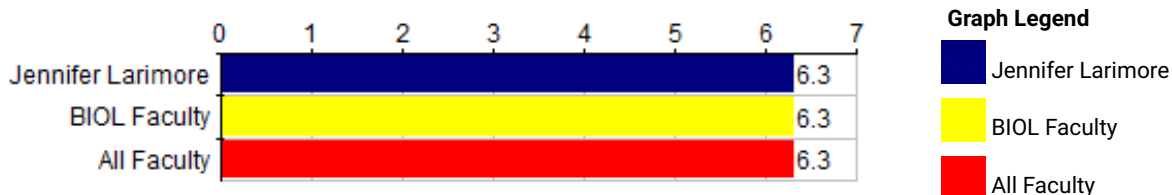


Course Questions General Questions	BIO-350/PSY-350 - A										--- Survey Comparisons ---					
	Responses						Course				BIOL			All		
	U	P	G	VG	E	N	Mean	Med.	Mode	Std Dev	N	Mean	Pct Rnk	N	Mean	Pct Rnk
Q13 Overall rating of the course.	0	0	1	2	6	9	4.6	5	5	.68	242	4.0	76	2.1K	4.1	70

Responses: [U] unsatisfactory=1 [P] poor=2 [G] good=3 [VG] very good=4 [E] excellent=5
 Pct Rnk: Percentile Rank (100 is best, calculated vs. precise Mean)

Q14 - Please explain or comment on the question above.

Response Rate: No participants responded to this question. (0 of 9)



Instructor Questions General Instructor Questions	Jennifer Larimore										--- Survey Comparisons ---							
	Responses					Individual					BIOL			All				
	SD	0	0	0	0	0	SA	N	Mean	Med.	Mode	Std Dev	N	Mean	Pct Rnk	N	Mean	Pct Rnk
Q15 The instructor defined the plan for the course, including what was required of students (for example, stated the plan for the course in the syllabus, in the class).	0	0	1	0	1	0	7	9	6.3	7	7	1.33	241	6.3	48	2.1K	6.3	38

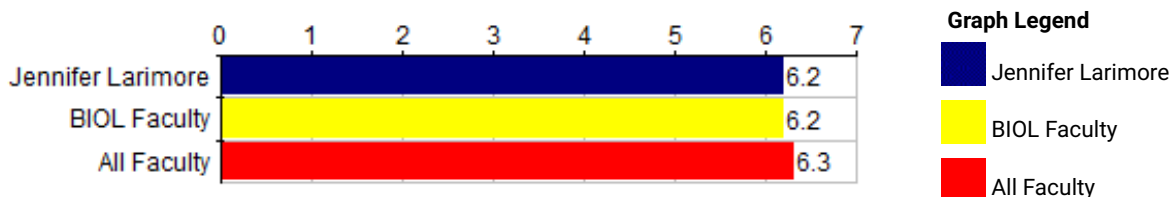
Responses: [SD] Strongly Disagree=1 [0] 0=2 [0] 0=3 [0] 0=4 [0] 0=5 [0] 0=6 [SA] Strongly Agree=7
 Pct Rnk: Percentile Rank (100 is best, calculated vs. precise Mean)

Q16 - Please explain or comment on the question above.

Faculty: Jennifer Larimore

Response Rate: 22.22% (2 of 9)

- 1 We did sometimes deviate from the schedule. However, these deviations were usually necessary.
- 2 Dr Larimore is very clear about expectations and due dates



Instructor Questions	Jennifer Larimore				--- Survey Comparisons ---																
	Responses				Individual																
General Instructor Questions	SD	0	1	2	3	4	5	6	7	SA	N	Mean	Med.	Mode	Std Dev	N	Mean	Pct Rnk	N	Mean	Pct Rnk

Q17 The instructor was available to students outside of class (for example, held office hours, responded to emails and other student efforts to contact the instructor).

0	1	0	0	0	2	6	9	6.2	7	7	1.55	231	6.2	37	2K	6.3	33
---	---	---	---	---	---	---	---	-----	---	---	------	-----	-----	----	----	-----	----

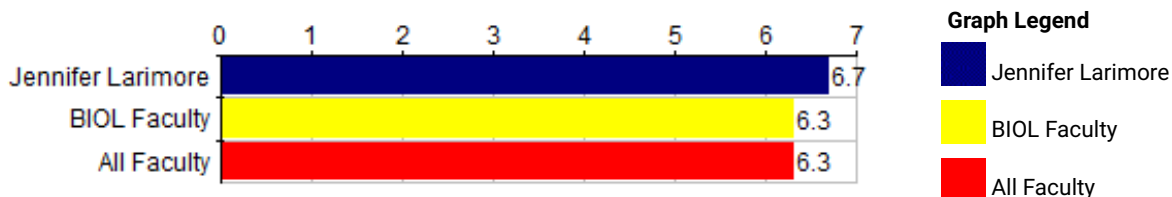
Responses: [SD] Strongly Disagree=1 [0] 0=2 [0] 0=3 [0] 0=4 [0] 0=5 [0] 0=6 [SA] Strongly Agree=7
Pct Rnk: Percentile Rank (100 is best, calculated vs. precise Mean)

Q18 - Please explain or comment on the question above.

Faculty: Jennifer Larimore

Response Rate: 11.11% (1 of 9)

1 Participation on professor's part could be flimsy on occasion.



Instructor Questions	Jennifer Larimore				--- Survey Comparisons ---													
	Responses				Individual		BIOL		All									
General Instructor Questions	SD	0	0	0	0	0	SA	N	Mean	Med.	Mode	Std Dev	N	Mean	Pct Rnk	N	Mean	Pct Rnk

The instructor clarified material that required further explanation (for example, listened to questions, responded to students).

Q19	0	0	0	0	1	1	7	9	6.7	7	7	.67	241	6.3	67	2.1K	6.3	56
-----	---	---	---	---	---	---	---	---	-----	---	---	-----	-----	-----	----	------	-----	----

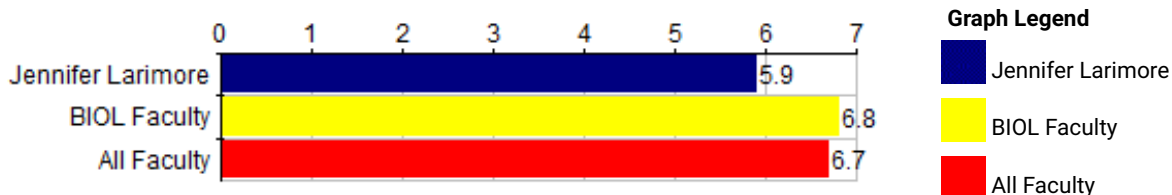
Responses: [SD] Strongly Disagree=1 [0] 0=2 [0] 0=3 [0] 0=4 [0] 0=5 [0] 0=6 [SA] Strongly Agree=7
 Pct Rnk: Percentile Rank (100 is best, calculated vs. precise Mean)

Q20 - Please explain or comment on the question above.

Faculty: Jennifer Larimore

Response Rate: 11.11% (1 of 9)

1 Dr. Larimore was always there to answer questions inside and outside of class.



Instructor Questions	Jennifer Larimore											--- Survey Comparisons ---						
	Responses						Individual					BIOL			All			
General Instructor Questions	SD	0	0	0	0	0	SA	N	Mean	Med.	Mode	Std Dev	N	Mean	Pct Rnk	N	Mean	Pct Rnk
Q21 The instructor treated students with respect.	1	0	0	1	0	1	6	9	5.9	7	7	1.97	242	6.8	2	2.1K	6.7	8

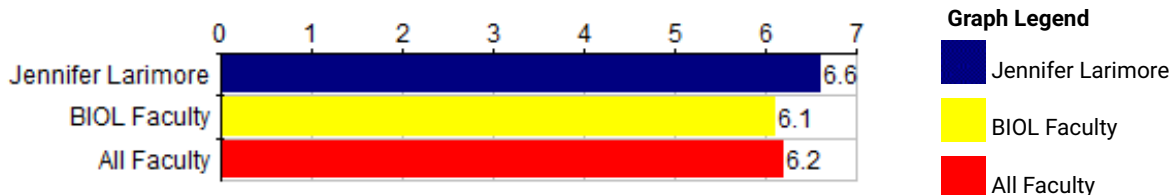
Responses: [SD] Strongly Disagree=1 [0] 0=2 [0] 0=3 [0] 0=4 [0] 0=5 [0] 0=6 [SA] Strongly Agree=7
 Pct Rnk: Percentile Rank (100 is best, calculated vs. precise Mean)

Q22 - Please explain or comment on the question above.

Faculty: Jennifer Larimore

Response Rate: 33.33% (3 of 9)

- 1 Thank you for being compassionate to how we were doing and giving us reminders about due dates and freebie questions on the study guides every now and then! And not wasting our time with pointless work.
- 2 I've heard she's ignored some students emails
- 3 During the presentation sequences there were some instances where she was rather disrespectful and rude.



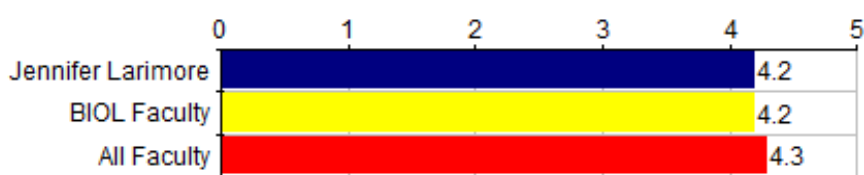
Instructor Questions	Jennifer Larimore										--- Survey Comparisons ---							
	Responses					Individual					BIOL		All					
General Instructor Questions	SD	0	0	0	0	0	SA	N	Mean	Med.	Mode	Std Dev	N	Mean	Pct Rnk	N	Mean	Pct Rnk
Q23 The instructor clearly defined how assignments would be evaluated.	0	0	0	1	0	1	7	9	6.6	7	7	.96	240	6.1	67	2.1K	6.2	57

Responses: [SD] Strongly Disagree=1 [0] 0=2 [0] 0=3 [0] 0=4 [0] 0=5 [0] 0=6 [SA] Strongly Agree=7
 Pct Rnk: Percentile Rank (100 is best, calculated vs. precise Mean)


Q24 - Please explain or comment on the question above.

Faculty: Jennifer Larimore

Response Rate: No participants responded to this question. (0 of 9)



Graph Legend



Instructor Questions General Instructor Questions	Jennifer Larimore										--- Survey Comparisons ---					
	Responses					Individual					BIOL			All		
	U	P	G	VG	E	N	Mean	Med.	Mode	Std Dev	N	Mean	Pct Rnk	N	Mean	Pct Rnk
Q25 Overall rating of the teaching of the course.	0	1	1	2	5	9	4.2	5	5	1.03	242	4.2	48	2.1K	4.3	36

Responses: [U] unsatisfactory=1 [P] poor=2 [G] good=3 [VG] very good=4 [E] excellent=5
Pct Rnk: Percentile Rank (100 is best, calculated vs. precise Mean)

Q26 - Please explain or comment on the question above.

Faculty: Jennifer Larimore

Response Rate: 33.33% (3 of 9)

1 She obviously didn't teach much because it's a flip class but because it's a flip class many of us feel that should have been a step forward in making sure students are learning the material in the class, that the information is layed out as simple and organized as possible, most of the material was plain confusing even after watching dutton videos and most of us talked after the first test of the semester and could have sworn she said these specific words "study what's on the study guides " cause that was supposedly on the test, it wasn't. So most people failed and I feel like that's the real reason she gave us credit back, she messed up on giving good instructions.

2 SHE NEEDS A RAISE!!

3 I only wish there was more in-person instruction rather than just doing study guides in class. Doing an in-class debrief each week to summarize information from the lectures would have been helpful, especially during the first couple of lessons. It felt like I was teaching myself at many points during the semester.