

**2019 Fall Evaluations
19/FA (2019)**

**Agnes Scott College
Agnes Scott**

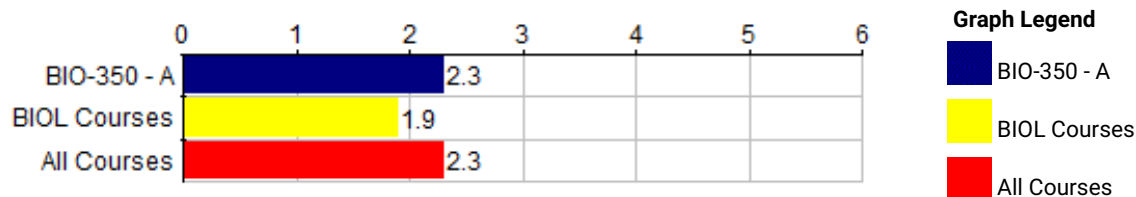
Course: BIO-350 A - Foundations of Neuroscience I

Department: BIOL

Responsible Faculty: Jennifer Larimore

Responses / Expected: 3 / 11 (27.27%)

Overall Mean:
 6.1 Strong Disagreement to Strong Agree (27 responses)
 4.7 unsatisfactory to excellent (6 responses)
 2.3 Class year (3 responses)
 2.0 Reason for taking course (3 responses)

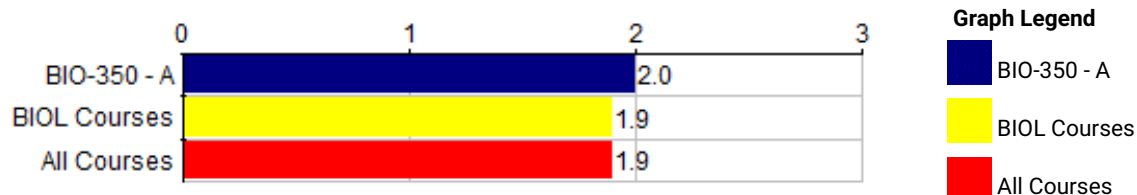


Student Demographics	BIO-350 - A											--- Survey Comparisons ---					
	Responses							Course				BIOL			All		
	FY	S	J	S	GRA	P	N	Mean	Med.	Mode	Std Dev	N	Mean	Pct Rnk	N	Mean	Pct Rnk
Q1 What is your class year?	0	2	1	0	0	0	3	2.3	2	2	.47	181	1.9	41	2.2K	2.3	45

Responses: [FY] first year=1 [S] sophomore=2 [J] junior=3 [S] senior=4 [GRA] GRAD=5 [P] PBPM=6
Pct Rnk: Percentile Rank (100 is best, calculated vs. precise Mean)

Q2 - If your class year is other, please specify.

Response Rate: No participants responded to this question. (0 of 3)



Graph Legend

- BIO-350 - A
- BIOL Courses
- All Courses

BIO-350 - A

--- Survey Comparisons ---

Student Demographics

Student Year/Course Selection

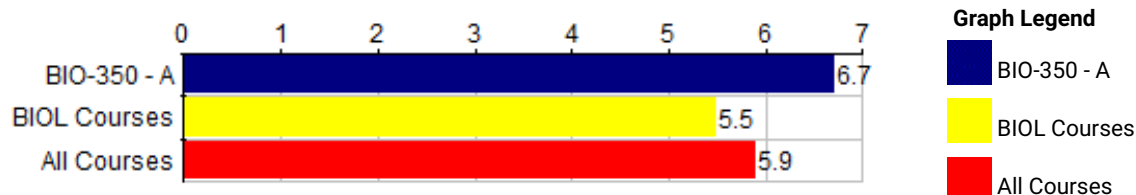
	Responses				Course				BIOL			All		
	ADR	AMR	AE	N	Mean	Med.	Mode	Std Dev	N	Mean	Pct Rnk	N	Mean	Pct Rnk
Q3 I took this course as:	0	3	0	3	2.0	2	2	0	178	1.9	61	2.2K	1.9	50

Responses: [ADR] a distributional requirement=1 [AMR] a major/minor requirement=2 [AE] an elective=3

Pct Rnk: Percentile Rank (100 is best, calculated vs. precise Mean)

Q4 - If the reason you took the course is other, please explain.

Response Rate: No participants responded to this question. (0 of 3)



BIO-350 - A

--- Survey Comparisons ---

Course Questions
General Questions

Responses										Course		BIOL			All		
SD	0	0	0	0	0	SA	N	Mean	Med.	Mode	Std Dev	N	Mean	Pct Rnk	N	Mean	Pct Rnk

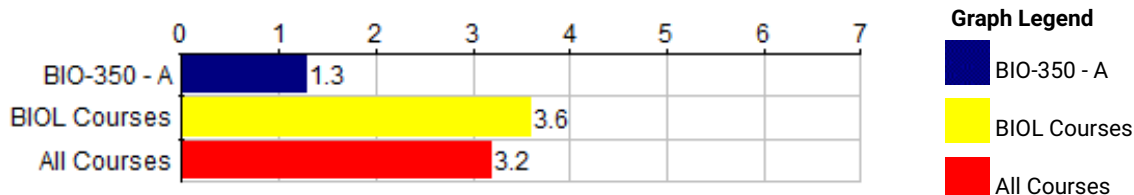
Q5	There were aspects of the course that were especially effective in helping you learn.										7	7	.47	183	5.5	82	2.2K	5.9	77
-----------	---	--	--	--	--	--	--	--	--	--	---	---	-----	-----	-----	----	------	-----	----

Responses: [SD] Strongly Disagree=1 [0] 0=2 [0] 0=3 [0] 0=4 [0] 0=5 [0] 0=6 [SA] Strongly Agree=7
Pct Rnk: Percentile Rank (100 is best, calculated vs. precise Mean)

Q6 - Please explain or comment on the question above .

Response Rate: 33.33% (1 of 3)

1 I learned more about the neuro system with things that we talked about, which helped me use anagrams in order to rememeber.



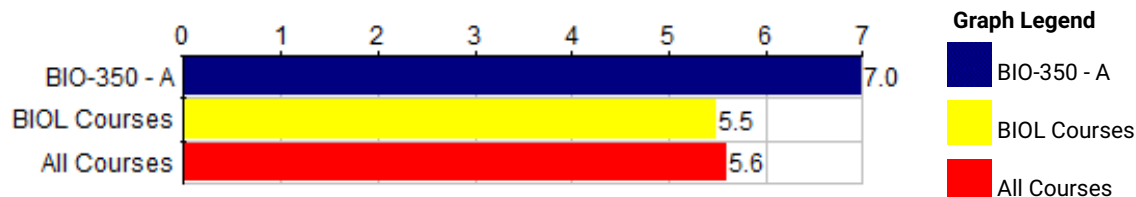
Course Questions General Questions	BIO-350 - A										--- Survey Comparisons ---						
	Responses					Course					BIOL			All			
	SD	0	0	0	0	0	SA	N	Mean	Med.	Mode	Std Dev	N	Mean	Pct Rnk	N	Mean
Q7 There were aspects of the course that were not effective in helping you learn.	2	1	0	0	0	0	3	1.3	1	1	.47	180	3.6	7	2.2K	3.2	8

Responses: [SD] Strongly Disagree=1 [0] 0=2 [0] 0=3 [0] 0=4 [0] 0=5 [0] 0=6 [SA] Strongly Agree=7
 Pct Rnk: Percentile Rank (100 is best, calculated vs. precise Mean)

Q8 - Please explain or comment on the question above.

Response Rate: 33.33% (1 of 3)

1 No...I learned.



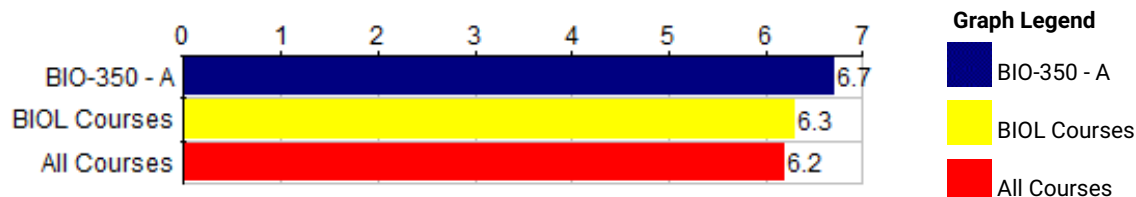
Course Questions General Questions	BIO-350 - A												--- Survey Comparisons ---					
	Responses						Course						BIOL			All		
	SD	0	0	0	0	0	SA	N	Mean	Med.	Mode	Std Dev	N	Mean	Pct Rnk	N	Mean	Pct Rnk
Q9 This course was intellectually challenging.	0	0	0	0	0	0	3	3	7.0	7	7	0	183	5.5	91	2.2K	5.6	95

Responses: [SD] Strongly Disagree=1 [0] 0=2 [0] 0=3 [0] 0=4 [0] 0=5 [0] 0=6 [SA] Strongly Agree=7
Pct Rnk: Percentile Rank (100 is best, calculated vs. precise Mean)

Q10 - Please explain or comment on the question above.

Response Rate: 66.67% (2 of 3)

- 1 There were times that I felt as if I was not ready to be a neuro major, but here I am. I made it out.
- 2 The course was very demanding and also stressful at times



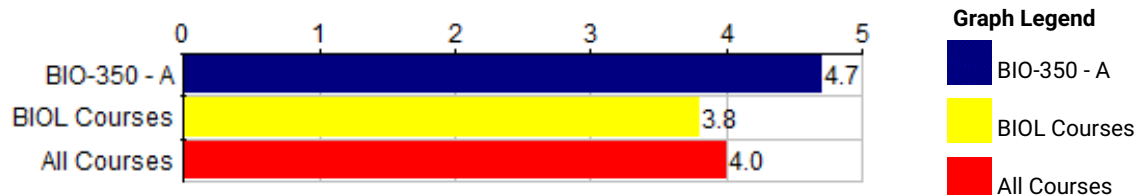
Course Questions General Questions	BIO-350 - A										--- Survey Comparisons ---							
	Responses					Course					BIOL		All					
	SD	0	0	0	0	0	SA	N	Mean	Med.	Mode	Std Dev	N	Mean	Pct Rnk	N	Mean	Pct Rnk
Q11 I made positive contributions to this course (for example, preparing for class, attending class regularly, participating in class discussions, and listening to others).	0	0	0	0	0	1	2	3	6.7	7	7	.47	182	6.3	73	2.2K	6.2	78

Responses: [SD] Strongly Disagree=1 [0] 0=2 [0] 0=3 [0] 0=4 [0] 0=5 [0] 0=6 [SA] Strongly Agree=7
Pct Rnk: Percentile Rank (100 is best, calculated vs. precise Mean)

Q12 - Please explain or comment on the question above.

Response Rate: 33.33% (1 of 3)

1 I made sure to do my DRQs and AA's, and even if they were not done I made sure to read over what they were about.



Course Questions General Questions	BIO-350 - A										--- Survey Comparisons ---					
	Responses						Course				BIOL			All		
	U	P	G	VG	E	N	Mean	Med.	Mode	Std Dev	N	Mean	Pct Rnk	N	Mean	Pct Rnk
Q13 Overall rating of the course.	0	0	0	1	2	3	4.7	5	5	.47	183	3.8	84	2.2K	4.0	79

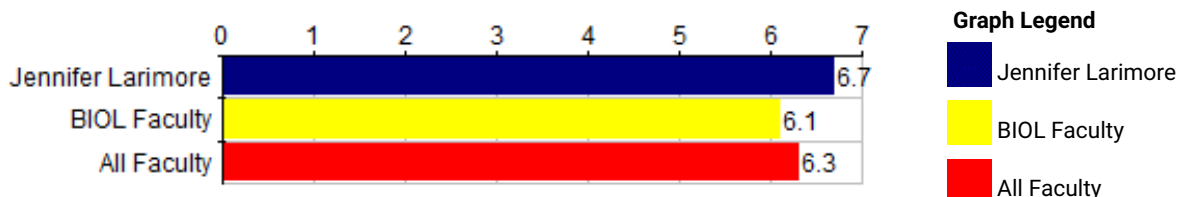
Responses: [U] unsatisfactory=1 [P] poor=2 [G] good=3 [VG] very good=4 [E] excellent=5

Pct Rnk: Percentile Rank (100 is best, calculated vs. precise Mean)

Q14 - Please explain or comment on the question above.

Response Rate: 33.33% (1 of 3)

1 I think this was an excellent class that will prepare me for my future.



Instructor Questions General Instructor Questions	Jennifer Larimore										--- Survey Comparisons ---							
	Responses					Individual					BIOL		All					
	SD	0	0	0	0	0	SA	N	Mean	Med.	Mode	Std Dev	N	Mean	Pct Rnk	N	Mean	Pct Rnk
Q15 The instructor defined the plan for the course, including what was required of students (for example, stated the plan for the course in the syllabus, in the class).	0	0	0	0	0	1	2	3	6.7	7	7	.47	187	6.1	72	2.2K	6.3	58

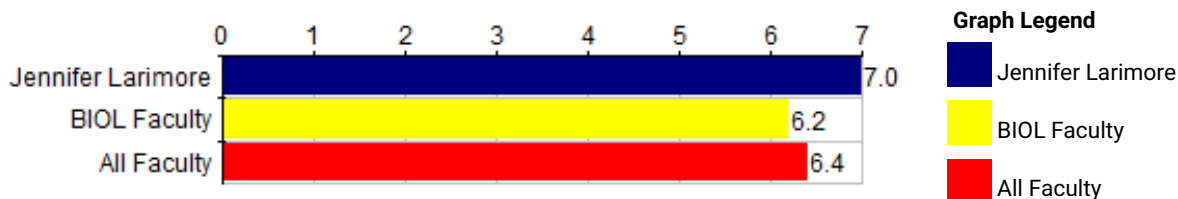
Responses: [SD] Strongly Disagree=1 [0] 0=2 [0] 0=3 [0] 0=4 [0] 0=5 [0] 0=6 [SA] Strongly Agree=7
 Pct Rnk: Percentile Rank (100 is best, calculated vs. precise Mean)

Q16 - Please explain or comment on the question above.

Faculty: Jennifer Larimore

Response Rate: 33.33% (1 of 3)

1 Of course we had a syllabus



Instructor Questions General Instructor Questions	Jennifer Larimore											--- Survey Comparisons ---					
	Responses						Individual					BIOL		All			
	SD	0	0	0	0	0	SA	N	Mean	Med.	Mode	Std Dev	N	Mean	Pct Rnk	N	Mean

Q17 The instructor was available to students outside of class (for example, held office hours, responded to emails and other student efforts to contact the instructor).

0	0	0	0	0	0	3	3	7.0	7	7	0	183	6.2	87	2.2K	6.4	87
---	---	---	---	---	---	---	---	-----	---	---	---	-----	-----	----	------	-----	----

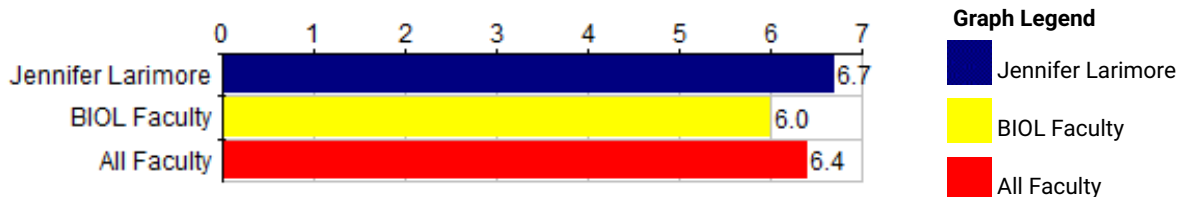
Responses: [SD] Strongly Disagree=1 [0] 0=2 [0] 0=3 [0] 0=4 [0] 0=5 [0] 0=6 [SA] Strongly Agree=7
Pct Rnk: Percentile Rank (100 is best, calculated vs. precise Mean)

Q18 - Please explain or comment on the question above.

Faculty: Jennifer Larimore

Response Rate: 33.33% (1 of 3)

1 Was available via email and/or appointment



Instructor Questions	Jennifer Larimore										--- Survey Comparisons ---							
	Responses					Individual					BIOL		All					
General Instructor Questions	SD	0	0	0	0	0	SA	N	Mean	Med.	Mode	Std Dev	N	Mean	Pct Rnk	N	Mean	Pct Rnk

The instructor clarified material that required further explanation (for example, listened to questions, responded to students).

Q19	0	0	0	0	0	1	2	3	6.7	7	7	.47	187	6.0	78	2.2K	6.4	53
------------	---	---	---	---	---	---	---	---	-----	---	---	-----	-----	-----	----	------	-----	----

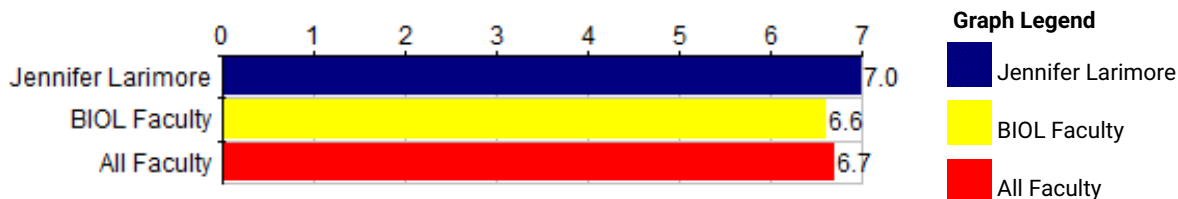
Responses: [SD] Strongly Disagree=1 [0] 0=2 [0] 0=3 [0] 0=4 [0] 0=5 [0] 0=6 [SA] Strongly Agree=7
Pct Rnk: Percentile Rank (100 is best, calculated vs. precise Mean)

Q20 - Please explain or comment on the question above.

Faculty: Jennifer Larimore

Response Rate: 33.33% (1 of 3)

1 And if she did not know the answer, she did not make one up! Lovely



Instructor Questions	Jennifer Larimore												--- Survey Comparisons ---					
	Responses						Individual						BIOL			All		
General Instructor Questions	SD	0	0	0	0	0	SA	N	Mean	Med.	Mode	Std Dev	N	Mean	Pct Rnk	N	Mean	Pct Rnk
Q21 The instructor treated students with respect.	0	0	0	0	0	0	3	3	7.0	7	7	0	188	6.6	80	2.2K	6.7	79

Responses: [SD] Strongly Disagree=1 [0] 0=2 [0] 0=3 [0] 0=4 [0] 0=5 [0] 0=6 [SA] Strongly Agree=7

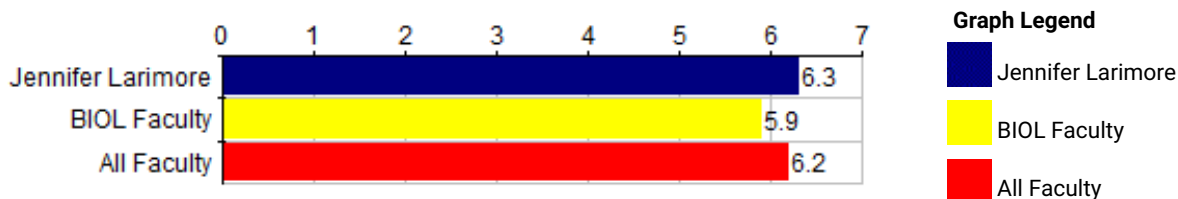
Pct Rnk: Percentile Rank (100 is best, calculated vs. precise Mean)

Q22 - Please explain or comment on the question above.

Faculty: Jennifer Larimore

Response Rate: 33.33% (1 of 3)

1 Everyone gets treated with the same respect



Instructor Questions	Jennifer Larimore										--- Survey Comparisons ---							
	Responses					Individual					BIOL		All					
General Instructor Questions	SD	0	0	0	0	0	SA	N	Mean	Med.	Mode	Std Dev	N	Mean	Pct Rnk	N	Mean	Pct Rnk
Q23 The instructor clearly defined how assignments would be evaluated.	0	0	0	0	1	0	2	3	6.3	7	7	.94	189	5.9	54	2.2K	6.2	44

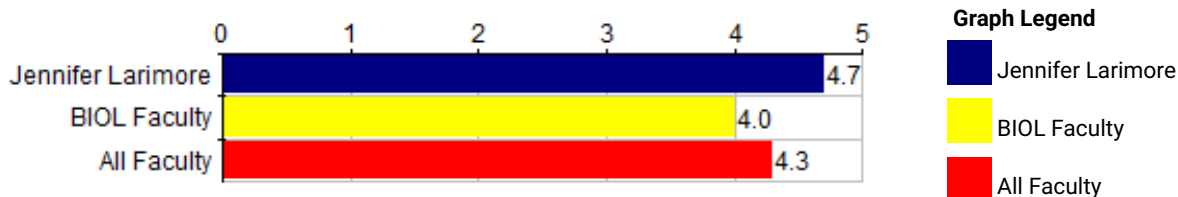
Responses: [SD] Strongly Disagree=1 [0] 0=2 [0] 0=3 [0] 0=4 [0] 0=5 [0] 0=6 [SA] Strongly Agree=7
 Pct Rnk: Percentile Rank (100 is best, calculated vs. precise Mean)

Q24 - Please explain or comment on the question above.

Faculty: Jennifer Larimore

Response Rate: 33.33% (1 of 3)

1 It is described in the syllabus for huge assignments, and on the actual assignment for small oned



Instructor Questions	Jennifer Larimore										--- Survey Comparisons ---					
	Responses					Individual					BIOL		All			
General Instructor Questions	U	P	G	VG	E	N	Mean	Med.	Mode	Std Dev	N	Mean	Pct Rnk	N	Mean	Pct Rnk
Q25 Overall rating of the teaching of the course.	0	0	0	1	2	3	4.7	5	5	.47	189	4.0	76	2.2K	4.3	66

Responses: [U] unsatisfactory=1 [P] poor=2 [G] good=3 [VG] very good=4 [E] excellent=5
 Pct Rnk: Percentile Rank (100 is best, calculated vs. precise Mean)

Q26 - Please explain or comment on the question above.

Faculty: Jennifer Larimore

Response Rate: 33.33% (1 of 3)

1 I mean...she's honestly a great professor. So great that I'm taking her next semester