

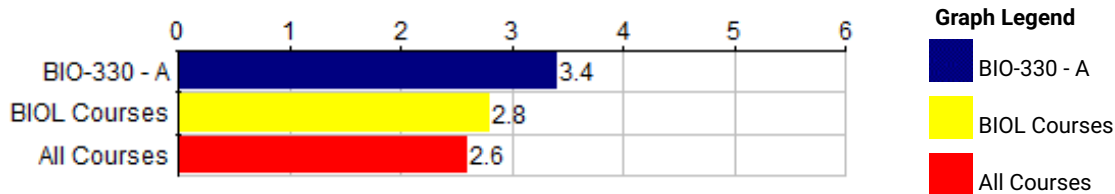
**Course:** BIO-330 A - Diseases of the Nervous System

**Department:** BIOL

**Responsible Faculty:** Jennifer Larimore

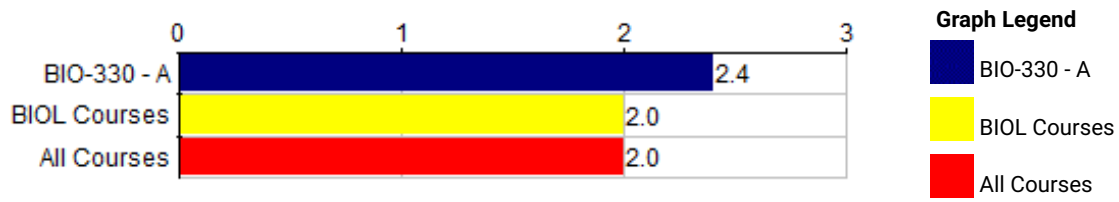
**Responses / Expected:** 5 / 19 (26.32%)

**Overall Mean:**  
 6.3 Strong Disagreement to Strong Agree (45 responses)  
 4.8 unsatisfactory to excellent (10 responses)  
 3.4 Class year (5 responses)  
 2.4 Reason for taking course (5 responses)



Student Demographics	BIO-330 - A											--- Survey Comparisons ---					
	Responses							Course				BIOL			All		
	FY	S	J	S	GRA	P	N	Mean	Med.	Mode	Std Dev	N	Mean	Pct Rnk	N	Mean	Pct Rnk
Q1 What is your class year?	0	0	3	2	0	0	5	3.4	3	3	.49	134	2.8	80	1.7K	2.6	84

**Responses:** [FY] first year=1 [S] sophomore=2 [J] junior=3 [S] senior=4 [GRA] GRAD=5 [P] PBPM=6  
**Pct Rnk:** Percentile Rank (100 is best, calculated vs. precise Mean)



**BIO-330 - A**

**--- Survey Comparisons ---**

**Student Demographics**

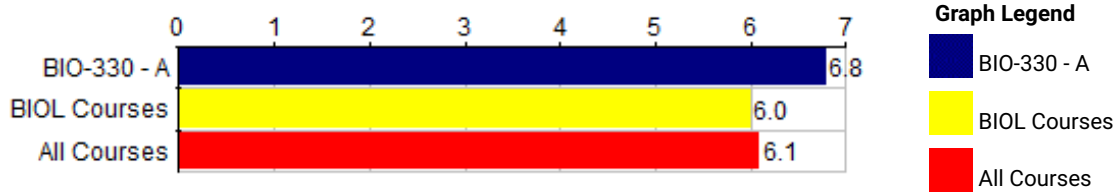
**Student Year/Course Selection**

**Q2** I took this course as:

Responses	Course			--- Survey Comparisons ---										
	ADR	AMR	AE	N	Mean	Med.	Mode	Std Dev	N	Mean	Pct Rnk	N	Mean	Pct Rnk
	0	3	2	5	2.4	2	2	.49	128	2.0	93	1.7K	2.0	80


**Responses:** [ADR] a distributional requirement=1 [AMR] a major/minor requirement=2 [AE] an elective=3

**Pct Rnk:** Percentile Rank (100 is best, calculated vs. precise Mean)



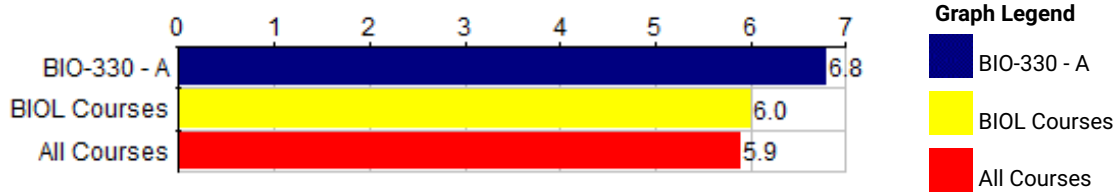
Course Questions	BIO-330 - A										--- Survey Comparisons ---							
	Responses					Course					BIOL			All				
General Questions	SD	0	0	0	0	0	SA	N	Mean	Med.	Mode	Std Dev	N	Mean	Pct Rnk	N	Mean	Pct Rnk
Q3 There were aspects of the course that were especially effective in helping you learn.	0	0	0	0	0	1	4	5	6.8	7	7	.40	134	6.0	89	1.7K	6.1	75

Responses: [SD] Strongly Disagree=1 [0] 0=2 [0] 0=3 [0] 0=4 [0] 0=5 [0] 0=6 [SA] Strongly Agree=7  
 Pct Rnk: Percentile Rank (100 is best, calculated vs. precise Mean)



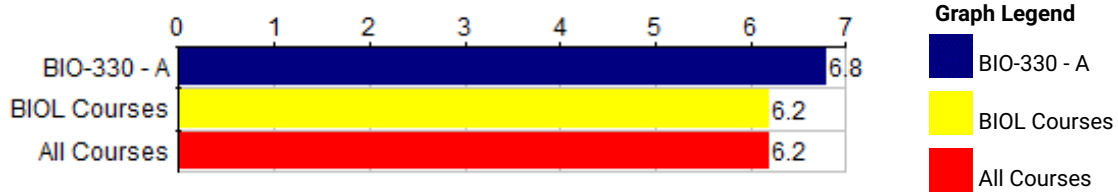
Course Questions	BIO-330 - A											--- Survey Comparisons ---						
	Responses					Course						BIOL			All			
General Questions	SD	0	0	0	0	0	SA	N	Mean	Med.	Mode	Std Dev	N	Mean	Pct Rnk	N	Mean	Pct Rnk
Q4 There were aspects of the course that were not effective in helping you learn.	3	0	1	0	1	0	0	5	2.2	1	1	1.60	132	3.1	30	1.7K	2.9	34

Responses: [SD] Strongly Disagree=1 [0] 0=2 [0] 0=3 [0] 0=4 [0] 0=5 [0] 0=6 [SA] Strongly Agree=7  
 Pct Rnk: Percentile Rank (100 is best, calculated vs. precise Mean)



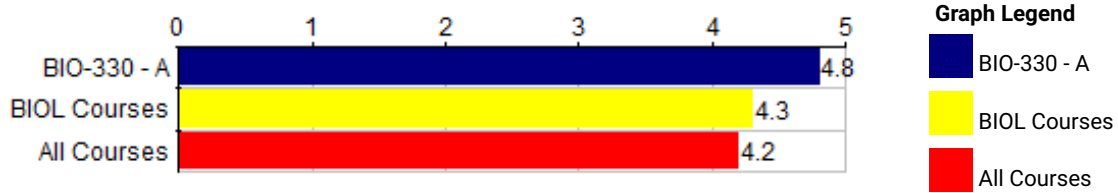
Course Questions General Questions	BIO-330 - A											--- Survey Comparisons ---						
	Responses						Course					BIOL			All			
	SD	0	0	0	0	0	SA	N	Mean	Med.	Mode	Std Dev	N	Mean	Pct Rnk	N	Mean	Pct Rnk
Q5 This course was intellectually challenging.	0	0	0	0	0	1	4	5	6.8	7	7	.40	134	6.0	89	1.7K	5.9	84

**Responses:** [SD] Strongly Disagree=1 [0] 0=2 [0] 0=3 [0] 0=4 [0] 0=5 [0] 0=6 [SA] Strongly Agree=7  
**Pct Rnk:** Percentile Rank (100 is best, calculated vs. precise Mean)



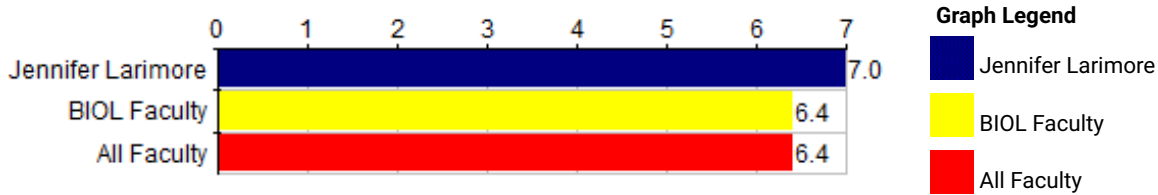
Course Questions	BIO-330 - A												--- Survey Comparisons ---					
	Responses						Course						BIOL			All		
General Questions	SD	0	0	0	0	0	SA	N	Mean	Med.	Mode	Std Dev	N	Mean	Pct Rnk	N	Mean	Pct Rnk
Q6 I made positive contributions to this course (for example, preparing for class, attending class regularly, participating in class discussions, and listening to others).	0	0	0	0	0	1	4	5	6.8	7	7	.40	133	6.2	80	1.7K	6.2	79

**Responses:** [SD] Strongly Disagree=1 [0] 0=2 [0] 0=3 [0] 0=4 [0] 0=5 [0] 0=6 [SA] Strongly Agree=7  
**Pct Rnk:** Percentile Rank (100 is best, calculated vs. precise Mean)



Course Questions General Questions	BIO-330 - A										--- Survey Comparisons ---					
	Responses							Course			BIOL			All		
	U	P	G	VG	E	N	Mean	Med.	Mode	Std Dev	N	Mean	Pct Rnk	N	Mean	Pct Rnk
Q7 Overall rating of the course.	0	0	0	1	4	5	4.8	5	5	.40	134	4.3	84	1.7K	4.2	77

Responses: [U] unsatisfactory=1 [P] poor=2 [G] good=3 [VG] very good=4 [E] excellent=5  
Pct Rnk: Percentile Rank (100 is best, calculated vs. precise Mean)



Instructor Questions	Jennifer Larimore						--- Survey Comparisons ---											
	Responses			Individual			BIOL			All								
General Instructor Questions	SD	0	0	0	0	0	SA	N	Mean	Med.	Mode	Std Dev	N	Mean	Pct Rnk	N	Mean	Pct Rnk

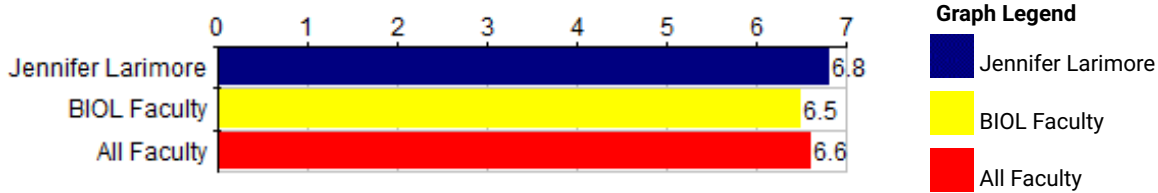
**Q8** The instructor defined the plan for the course, including what was required of students (for example, stated the plan for the course in the syllabus, in the class).

0	0	0	0	0	0	0	5	5	7.0	7	7	0	138	6.4	85	1.7K	6.4	84
---	---	---	---	---	---	---	---	---	-----	---	---	---	-----	-----	----	------	-----	----

**Responses:** [SD] Strongly Disagree=1 [0] 0=2 [0] 0=3 [0] 0=4 [0] 0=5 [0] 0=6 [SA] Strongly Agree=7

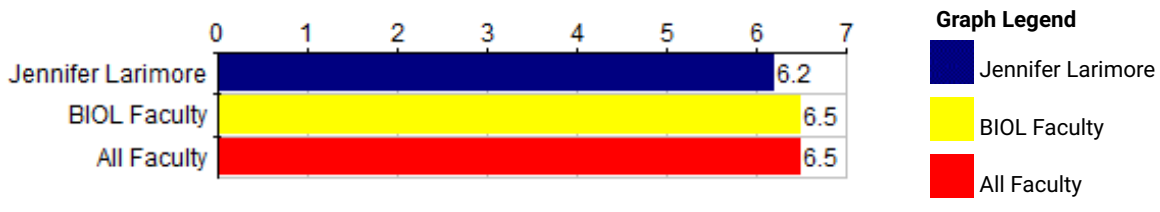
**Pct Rnk:** Percentile Rank (100 is best, calculated vs. precise Mean)





Instructor Questions	Jennifer Larimore										--- Survey Comparisons ---							
	Responses					Individual					BIOL			All				
General Instructor Questions	SD	0	0	0	0	SA	N	Mean	Med.	Mode	Std Dev	N	Mean	Pct Rnk	N	Mean	Pct Rnk	
Q9 The instructor was available to students outside of class (for example, held office hours, responded to emails and other student efforts to contact the instructor).	0	0	0	0	0	1	4	5	6.8	7	7	.40	137	6.5	59	1.7K	6.6	54

**Responses:** [SD] Strongly Disagree=1 [0] 0=2 [0] 0=3 [0] 0=4 [0] 0=5 [0] 0=6 [SA] Strongly Agree=7  
**Pct Rnk:** Percentile Rank (100 is best, calculated vs. precise Mean)



**Jennifer Larimore**

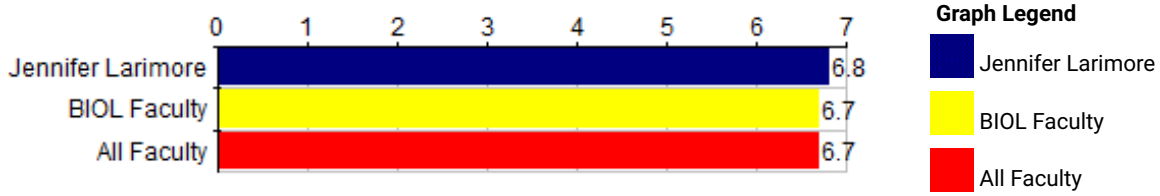
**--- Survey Comparisons ---**

Instructor Questions	Responses										Individual			BIOL			All		
	SD	0	0	0	0	0	0	SA	N	Mean	Med.	Mode	Std Dev	N	Mean	Pct Rnk	N	Mean	Pct Rnk

**Q10** The instructor clarified material that required further explanation (for example, listened to questions, responded to students).

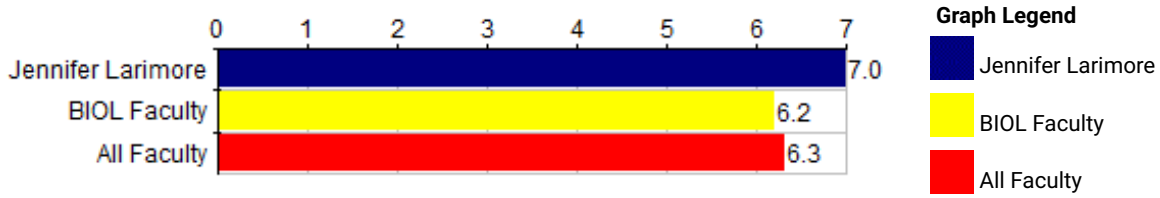
0	0	0	1	0	1	3	5	6.2	7	7	1.17	137	6.5	28	1.7K	6.5	25
---	---	---	---	---	---	---	---	-----	---	---	------	-----	-----	----	------	-----	----

**Responses:** [SD] Strongly Disagree=1 [0] 0=2 [0] 0=3 [0] 0=4 [0] 0=5 [0] 0=6 [SA] Strongly Agree=7  
**Pct Rnk:** Percentile Rank (100 is best, calculated vs. precise Mean)



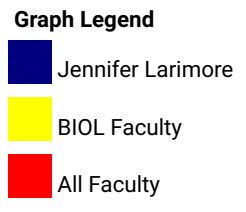
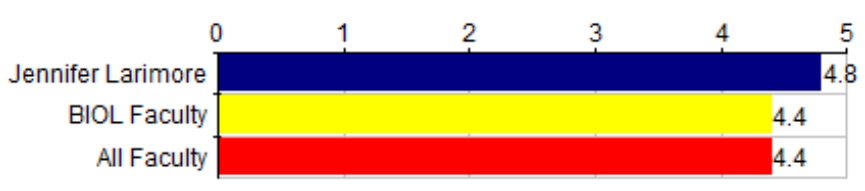
Instructor Questions	Jennifer Larimore											--- Survey Comparisons ---						
	Responses					Individual						BIOL			All			
General Instructor Questions	SD	0	0	0	0	0	SA	N	Mean	Med.	Mode	Std Dev	N	Mean	Pct Rnk	N	Mean	Pct Rnk
Q11 The instructor treated students with respect.	0	0	0	0	0	1	4	5	6.8	7	7	.40	138	6.7	41	1.7K	6.7	37

**Responses:** [SD] Strongly Disagree=1 [0] 0=2 [0] 0=3 [0] 0=4 [0] 0=5 [0] 0=6 [SA] Strongly Agree=7  
**Pct Rnk:** Percentile Rank (100 is best, calculated vs. precise Mean)



Instructor Questions	Jennifer Larimore											--- Survey Comparisons ---						
	Responses					Individual						BIOL			All			
General Instructor Questions	SD	0	0	0	0	0	SA	N	Mean	Med.	Mode	Std Dev	N	Mean	Pct Rnk	N	Mean	Pct Rnk
Q12 The instructor clearly defined how assignments would be evaluated.	0	0	0	0	0	0	5	5	7.0	7	7	0	138	6.2	85	1.7K	6.3	86

Responses: [SD] Strongly Disagree=1 [0] 0=2 [0] 0=3 [0] 0=4 [0] 0=5 [0] 0=6 [SA] Strongly Agree=7  
 Pct Rnk: Percentile Rank (100 is best, calculated vs. precise Mean)



Instructor Questions	Jennifer Larimore										--- Survey Comparisons ---					
	Responses					Individual					BIOL			All		
General Instructor Questions	U	P	G	VG	E	N	Mean	Med.	Mode	Std Dev	N	Mean	Pct Rnk	N	Mean	Pct Rnk
Q13 Overall rating of the teaching of the course.	0	0	0	1	4	5	4.8	5	5	.40	138	4.4	67	1.7K	4.4	66

Responses: [U] unsatisfactory=1 [P] poor=2 [G] good=3 [VG] very good=4 [E] excellent=5  
Pct Rnk: Percentile Rank (100 is best, calculated vs. precise Mean)