

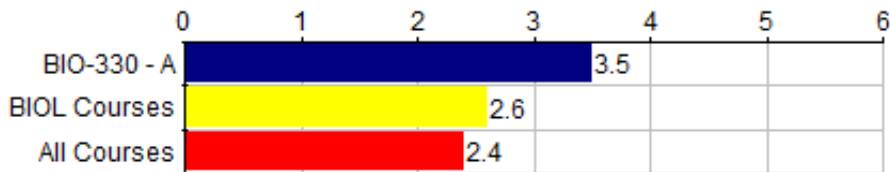
Course: BIO-330 A - Diseases of the Nervous System

Department: BIOL

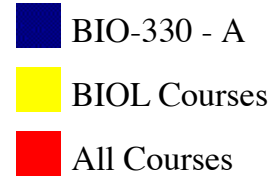
Responsible Faculty: Jennifer Larimore

Responses / Expected: 6 / 17 (35.29%)

Overall Mean:
6.2 Strong Disagreement to Strong Agree (54 responses)
4.7 unsatisfactory to excellent (12 responses)
3.5 Class year (6 responses)
2.7 Reason for taking course (6 responses)



Graph Legend

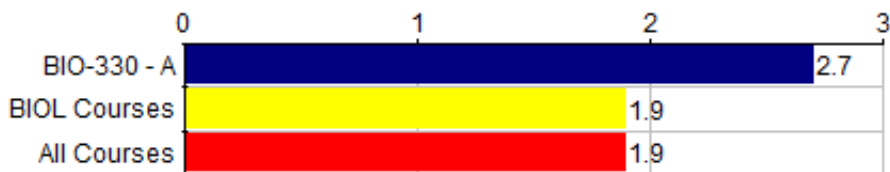


Student Demographics Student Year/Course Selection	BIO-330 - A											--- Survey Comparisons ---					
	Responses						Course					BIOL			All		
	FY	S	J	S	MAT	P	N	Mean	Med.	Mode	Std Dev	N	Mean	Pct Rnk	N	Mean	Pct Rnk
Q1 What is your class year?	0	0	3	3	0	0	6	3.5	3.5	3,4	.50	270	2.6	85	2.7K	2.4	90

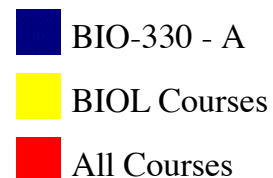
Responses: [FY] first year=1 [S] sophomore=2 [J] junior=3 [S] senior=4 [MAT] MAT=5 [P] PBPM=6
Pct Rnk: Percentile Rank (100 is best, calculated vs. precise Mean)

Q2 - If your class year is other, please specify.

Response Rate: No participants responded to this question. (0 of 6)



Graph Legend

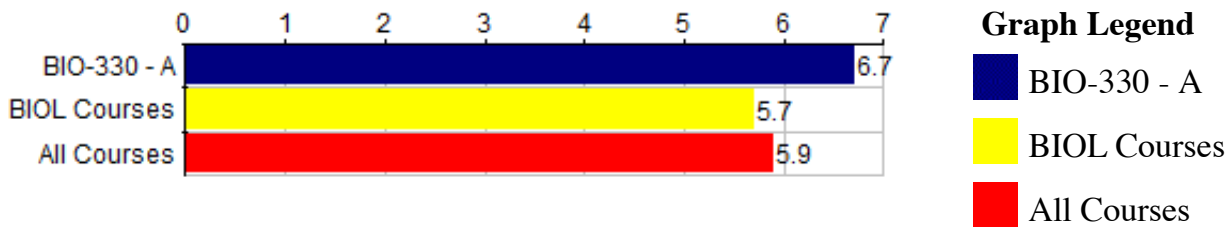


Student Year/Course Selection	Responses				Course				BIOL			All		
	ADR	AMR	AE	N	Mean	Med.	Mode	Std Dev	N	Mean	Pct Rnk	N	Mean	Pct Rnk
Q3 I took this course as:	0	2	4	6	2.7	3	3	.47	252	1.9	98	2.6K	1.9	95

Responses: [ADR] a distributional requirement=1 [AMR] a major/minor requirement=2 [AE] an elective=3
Pct Rnk: Percentile Rank (100 is best, calculated vs. precise Mean)

Q4 - If the reason you took the course is other, please explain.

Response Rate: No participants responded to this question. (0 of 6)



Course Questions General Questions	Responses				Course				BIOL			All									
	SD	0	0	0	0	0	2	4	6	SA	N	Mean	Med.	Mode	Std Dev	N	Mean	Pct Rnk	N	Mean	Pct Rnk
Q5 There were aspects of the course that were especially effective in helping you learn.	0	0	0	0	0	2	4	6	6.7	7	7	.47	269	5.7	77	2.7K	5.9	78			

Responses: [SD] Strongly Disagree=1 [0] 0=2 [0] 0=3 [0] 0=4 [0] 0=5 [0] 0=6 [SA] Strongly Agree=7
Pct Rnk: Percentile Rank (100 is best, calculated vs. precise Mean)

Q6 - Please explain or comment on the question above .

Response Rate: 66.67% (4 of 6)

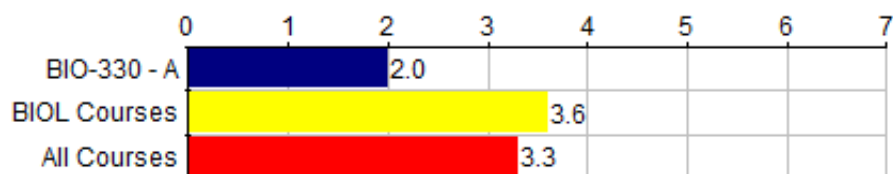
1 book was really informative

This course taught me about the various types of neurological diseases and disorders as well as how to properly

2 present on ideas and information from research papers of a clinical and basic nature, as well as helping me become more comfortable with public speaking.

3 The paper presentations and the discussion of the chapters were great. I like how interactive the course was as opposed to lecture.

4 At times it got boring, the google drive felt repetitive in splitting the textbook chapters after reading it myself before class. However, it was beneficial when class discussion or resources were brought up in class from it.



Graph Legend

- BIO-330 - A
- BIOL Courses
- All Courses

Course Questions General Questions	BIO-330 - A											--- Survey Comparisons ---						
	Responses						Course					BIOL			All			
	SD	0	0	0	0	0	SA	N	Mean	Med.	Mode	Std Dev	N	Mean	Pct Rnk	N	Mean	Pct Rnk

Q7 There were aspects of the course that were not effective in helping you learn.

4	1	0	0	0	1	0	6	2.0	1	1	1.83	266	3.6	15	2.6K	3.3	12
---	---	---	---	---	---	---	---	-----	---	---	------	-----	-----	----	------	-----	----

Responses: [SD] Strongly Disagree=1 [0] 0=2 [0] 0=3 [0] 0=4 [0] 0=5 [0] 0=6 [SA] Strongly Agree=7
Pct Rnk: Percentile Rank (100 is best, calculated vs. precise Mean)

Q8 - Please explain or comment on the question above.

Response Rate: 50.00% (3 of 6)

- 1 the chapter discussions were interesting but not effective in learning
- 2 same in reference to the google drive
- 3 No part of the course was ever not helpful.



Graph Legend

- BIO-330 - A
- BIOL Courses
- All Courses

Course Questions General Questions	BIO-330 - A											--- Survey Comparisons ---					
	Responses						Course					BIOL			All		

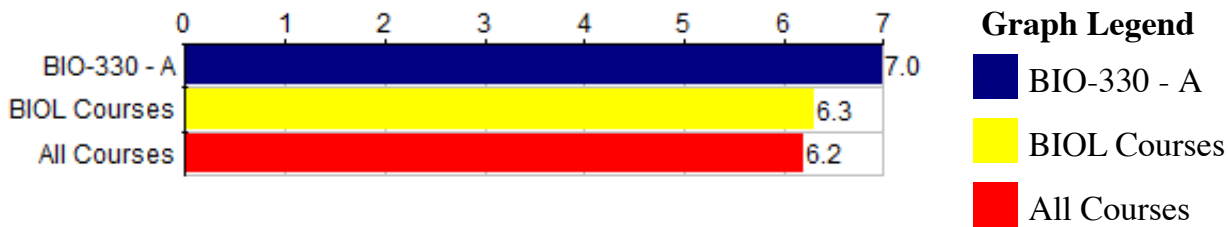
	SD	0	0	0	0	0	SA	N	Mean	Med.	Mode	Std Dev	N	Mean	Pct Rnk	N	Mean	Pct Rnk
Q9 This course was intellectually challenging.	0	0	0	0	0	2	4	6	6.7	7	7	.47	270	5.8	94	2.7K	5.8	86

Responses: [SD] Strongly Disagree=1 [0] 0=2 [0] 0=3 [0] 0=4 [0] 0=5 [0] 0=6 [SA] Strongly Agree=7
Pct Rnk: Percentile Rank (100 is best, calculated vs. precise Mean)

Q10 - Please explain or comment on the question above.

Response Rate: 50.00% (3 of 6)

- 1 it made you think out of the box in a scientific way
- 2 We had to read and interpret data from research papers every day, as well as present this information each week.
- 3 It was interesting to read about the different diseases and the topics we covered in class, that wasn't hard but the paper presentations were challenging in interpreting, learning how to take them apart, and presenting them.



Course Questions	BIO-330 - A												--- Survey Comparisons ---					
	Responses						Course						BIOL			All		
General Questions	SD	0	0	0	0	0	SA	N	Mean	Med.	Mode	Std Dev	N	Mean	Pct Rnk	N	Mean	Pct Rnk

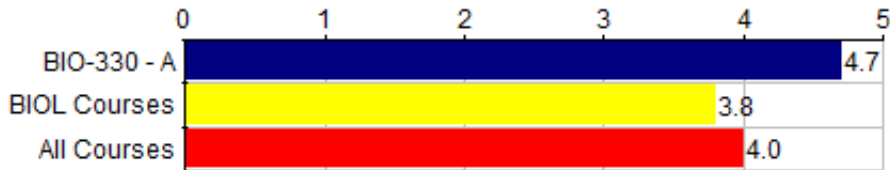
Q11 I made positive contributions to this course (for example, preparing for class, attending class regularly, participating in class discussions, and listening to others).	0	0	0	0	0	0	6	6	7.0	7	7	0	270	6.3	94	2.7K	6.2	98
--	---	---	---	---	---	---	---	---	-----	---	---	---	-----	-----	----	------	-----	----

Responses: [SD] Strongly Disagree=1 [0] 0=2 [0] 0=3 [0] 0=4 [0] 0=5 [0] 0=6 [SA] Strongly Agree=7
Pct Rnk: Percentile Rank (100 is best, calculated vs. precise Mean)

Q12 - Please explain or comment on the question above.

Response Rate: 16.67% (1 of 6)

- I came to class prepared and on time, participated in class discussions, listened when others presented, presented my own work, and completed assignments in a timely manner.



Graph Legend

- BIO-330 - A
- BIOL Courses
- All Courses

Course Questions General Questions	BIO-330 - A										--- Survey Comparisons ---					
	Responses					Course					BIOL			All		
	U	P	G	VG	E	N	Mean	Med.	Mode	Std Dev	N	Mean	Pct Rnk	N	Mean	Pct Rnk
Q13 Overall rating of the course.	0	0	0	2	4	6	4.7	5	5	.47	270	3.8	85	2.7K	4.0	82

Responses: [U] unsatisfactory=1 [P] poor=2 [G] good=3 [VG] very good=4 [E] excellent=5
 Pct Rnk: Percentile Rank (100 is best, calculated vs. precise Mean)

Q14 - Please explain or comment on the question above.

Response Rate: 33.33% (2 of 6)

- would be nicer if we were more active participants in class or something...
- I would have loved to take this class again if I had the chance, or to take something similar. It has inspired me to study more about neurology and neuropsychology.



Graph Legend

- Jennifer Larimore
- BIOL Faculty
- All Faculty

Instructor Questions General Instructor	Jennifer Larimore										--- Survey Comparisons ---			
	Responses					Individual					BIOL		All	

Questions

Questions	SD	0	0	0	0	0	0	SA	N	Mean	Med.	Mode	Std Dev	N	Mean	Pct Rnk	N	Mean	Pct Rnk
Q15 The instructor defined the plan for the course, including what was required of students (for example, stated the plan for the course in the syllabus, in the class).	0	0	0	0	0	2	4	6	6.7	7	7	.47	286	6.3	66	2.7K	6.4	60	

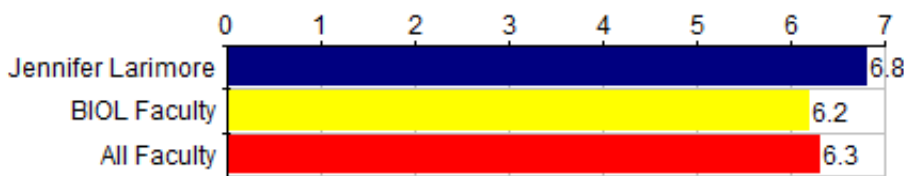
Responses: [SD] Strongly Disagree=1 [0] 0=2 [0] 0=3 [0] 0=4 [0] 0=5 [0] 0=6 [SA] Strongly Agree=7
Pct Rnk: Percentile Rank (100 is best, calculated vs. precise Mean)

Q16 - Please explain or comment on the question above.

Faculty: Larimore, Jennifer

Response Rate: 50.00% (3 of 6)

- 1 on the manuscript syllabus could have been more clear on what was to be expected
- 2 The course plan and schedule was clearly outlined in class and on the syllabus.
- 3 From the beginning the syllabus was clear and to the point in what was expected.



Graph Legend

- Jennifer Larimore
- BIOL Faculty
- All Faculty

Instructor Questions	Jennifer Larimore										--- Survey Comparisons ---								
	Responses					Individual					BIOL			All					
General Instructor Questions	SD	0	0	0	0	0	0	SA	N	Mean	Med.	Mode	Std Dev	N	Mean	Pct Rnk	N	Mean	Pct Rnk
Q17 The instructor was available to students outside of class (for example, held office hours,	0	0	0	0	0	1	5	6	6.8	7	7	.37	274	6.2	82	2.6K	6.3	74	

responded to emails and other student efforts to contact the instructor).

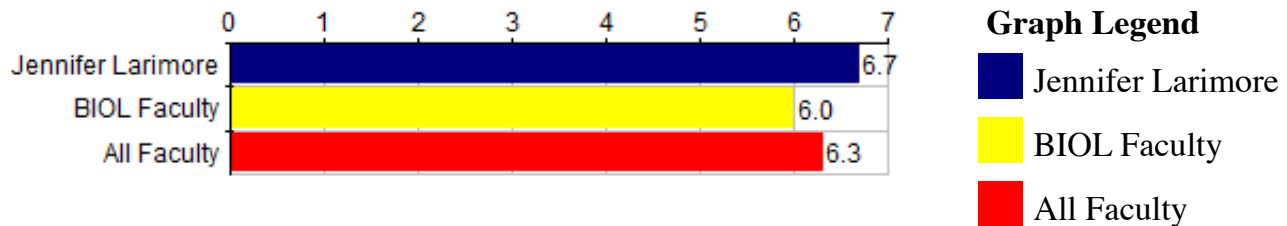
Responses: [SD] Strongly Disagree=1 [0] 0=2 [0] 0=3 [0] 0=4 [0] 0=5 [0] 0=6 [SA] Strongly Agree=7
Pct Rnk: Percentile Rank (100 is best, calculated vs. precise Mean)

Q18 - Please explain or comment on the question above.

Faculty: Larimore, Jennifer

Response Rate: 16.67% (1 of 6)

1 Dr. Larimore was available through email and during office hours or by appointment as well.



Instructor Questions General Instructor Questions	Jennifer Larimore											--- Survey Comparisons ---					
	Responses					Individual						BIOL			All		
	SD	0	0	0	0	0	SA	N	Mean	Med.	Mode	Std Dev	N	Mean	Pct Rnk	N	Mean

Q19 The instructor clarified material that required further explanation (for example, listened to questions, responded to students).

0	0	0	0	1	0	5	6	6.7	7	7	.75	286	6.0	68	2.7K	6.3	58
---	---	---	---	---	---	---	---	-----	---	---	-----	-----	-----	----	------	-----	----

Responses: [SD] Strongly Disagree=1 [0] 0=2 [0] 0=3 [0] 0=4 [0] 0=5 [0] 0=6 [SA] Strongly Agree=7
Pct Rnk: Percentile Rank (100 is best, calculated vs. precise Mean)

Q20 - Please explain or comment on the question above.

Faculty: Larimore, Jennifer

Response Rate: 16.67% (1 of 6)

1 Dr. Larimore explained difficult do understand information through email, in class, and in and out of her office hours.



Graph Legend

- Jennifer Larimore
- BIOL Faculty
- All Faculty

Instructor Questions General Instructor Questions	Jennifer Larimore											--- Survey Comparisons ---					
	Responses					Individual						BIOL			All		
	SD	0	0	0	0	0	SA	N	Mean	Med.	Mode	Std Dev	N	Mean	Pct Rnk	N	Mean

The instructor treated students with respect. 0 0 0 0 0 1 5 6 6.8 7 7 .37 287 6.5 50 2.7K 6.7 51


Responses: [SD] Strongly Disagree=1 [0] 0=2 [0] 0=3 [0] 0=4 [0] 0=5 [0] 0=6 [SA] Strongly Agree=7
Pct Rnk: Percentile Rank (100 is best, calculated vs. precise Mean)

Q22 - Please explain or comment on the question above.

Faculty: Larimore, Jennifer

Response Rate: 16.67% (1 of 6)

1 All students were respected and treated fairly.



Graph Legend

- Jennifer Larimore
- BIOL Faculty
- All Faculty

Instructor Questions General Instructor Questions	Jennifer Larimore											--- Survey Comparisons ---					
	Responses					Individual						BIOL			All		
	SD	0	0	0	0	0	SA	N	Mean	Med.	Mode	Std Dev	N	Mean	Pct Rnk	N	Mean

The instructor clearly defined

Q23 how assignments would be evaluated. 0 0 0 0 1 1 4 6 6.5 7 7 .76 285 5.9 74 2.7K 6.1 61

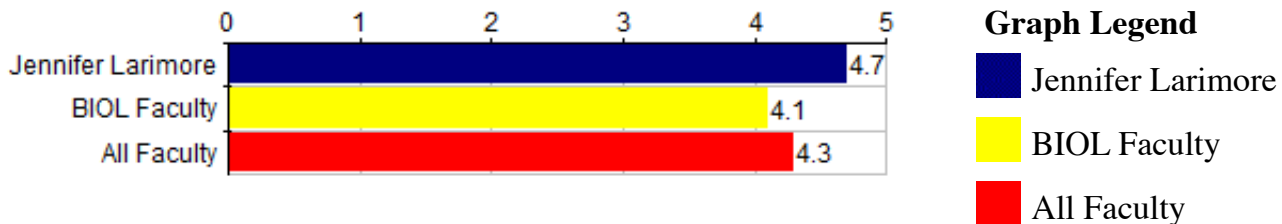
Responses: [SD] Strongly Disagree=1 [0] 0=2 [0] 0=3 [0] 0=4 [0] 0=5 [0] 0=6 [SA] Strongly Agree=7
Pct Rnk: Percentile Rank (100 is best, calculated vs. precise Mean)

Q24 - Please explain or comment on the question above.

Faculty: Larimore, Jennifer

Response Rate: 33.33% (2 of 6)

- 1 Grading was straightforward and clear in the syllabus.
- 2 Further instructions for the manuscript were asked but they were all answered.



Instructor Questions	Jennifer Larimore										--- Survey Comparisons ---					
	Responses					Individual					BIOL			All		
	U	P	G	VG	E	N	Mean	Med.	Mode	Std Dev	N	Mean	Pct Rnk	N	Mean	Pct Rnk
Q25 Overall rating of the teaching of the course.	0	0	0	2	4	6	4.7	5	5	.47	288	4.1	74	2.7K	4.3	69

Responses: [U] unsatisfactory=1 [P] poor=2 [G] good=3 [VG] very good=4 [E] excellent=5
Pct Rnk: Percentile Rank (100 is best, calculated vs. precise Mean)

Q26 - Please explain or comment on the question above.

Faculty: Larimore, Jennifer

Response Rate: 50.00% (3 of 6)

- 1 It was my favorite course!
- 2 I would love to take another class with Dr. Larimore! Best professor I have ever had!
- 3 I enjoy Dr. Larimore's teaching style in teaching and interaction with students as well. Always looking forward to her classes!