

**2018SpringEvaluations
18/SP (2018)**

**Agnes Scott College
Agnes Scott**


Merged Courses: BIO-251 AT - Neural Systems & Circuits/Lab
PSY-251 AT - Neurosci Systms & Circuits/Lab

Department: PSYC

Responsible Faculty: Barbara Blatchley; Jennifer Larimore

Responses / Expected: 7 / 15 (46.67%)

Overall Mean:
 6.2 Strong Disagreement to Strong Agree (63 responses)
 4.1 unsatisfactory to excellent (14 responses)
 2.9 Class year (7 responses)
 2.0 Reason for taking course (7 responses)

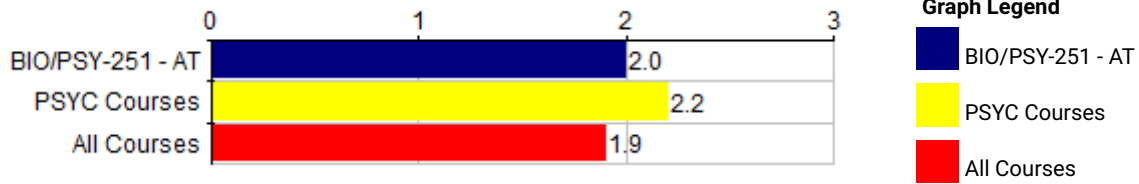


Student Demographics Student Year/Course Selection	BIO/PSY-251 - AT											--- Survey Comparisons ---					
	Responses							Course				PSYC			All		
	FY	S	J	S	GRA	P	N	Mean	Med.	Mode	Std Dev	N	Mean	Pct Rnk	N	Mean	Pct Rnk
Q1 What is your class year?	0	2	4	1	0	0	7	2.9	3	3	.64	128	2.4	50	1.9K	2.3	73

Responses: [FY] first year=1 [S] sophomore=2 [J] junior=3 [S] senior=4 [GRA] GRAD=5 [P] PBPM=6
Pct Rnk: Percentile Rank (100 is best, calculated vs. precise Mean)

Q2 - If your class year is other, please specify.

Response Rate: No participants responded to this question. (0 of 7)

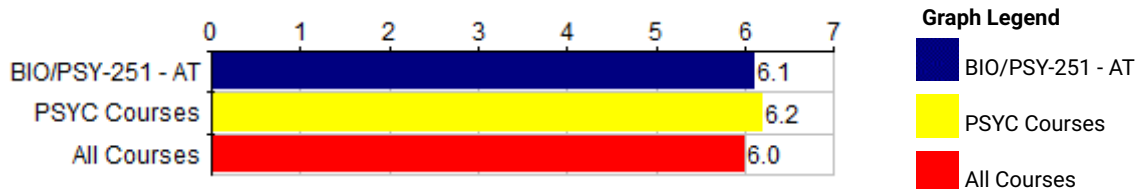


Student Demographics Student Year/Course Selection	BIO/PSY-251 - AT								--- Survey Comparisons ---					
	Responses				Course				PSYC			All		
	ADR	AMR	AE	N	Mean	Med.	Mode	Std Dev	N	Mean	Pct Rnk	N	Mean	Pct Rnk
Q3 I took this course as:	0	7	0	7	2.0	2	2	0	127	2.2	12	1.8K	1.9	47

Responses: [ADR] a distributional requirement=1 [AMR] a major/minor requirement=2 [AE] an elective=3
Pct Rnk: Percentile Rank (100 is best, calculated vs. precise Mean)

Q4 - If the reason you took the course is other, please explain.

Response Rate: No participants responded to this question. (0 of 7)



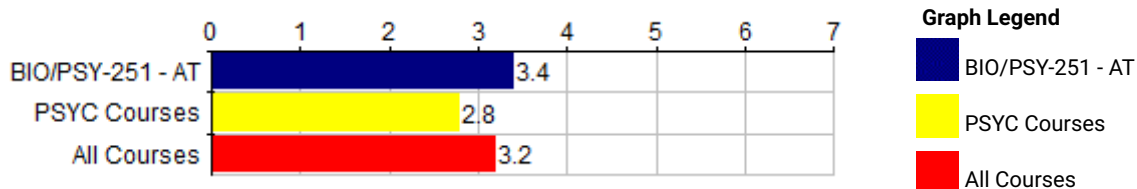
Course Questions	BIO/PSY-251 - AT												--- Survey Comparisons ---					
	Responses						Course						PSYC			All		
General Questions	SD	0	0	0	0	0	SA	N	Mean	Med.	Mode	Std Dev	N	Mean	Pct Rnk	N	Mean	Pct Rnk
Q5 There were aspects of the course that were especially effective in helping you learn.	0	0	0	0	1	4	2	7	6.1	6	6	.64	131	6.2	35	1.9K	6.0	45

Responses: [SD] Strongly Disagree=1 [0] 0=2 [0] 0=3 [0] 0=4 [0] 0=5 [0] 0=6 [SA] Strongly Agree=7
 Pct Rnk: Percentile Rank (100 is best, calculated vs. precise Mean)

Q6 - Please explain or comment on the question above .

Response Rate: 57.14% (4 of 7)

- 1 They were helpful
- 2 The sheep brain lab was my favorite part of the class. The hands-on aspect really helped me learn.
- 3 I like how the case studies tied in with the lectures.
- 4 ARQ's and DRQ's helped reinforce material



BIO/PSY-251 - AT

--- Survey Comparisons ---

Course Questions
General Questions

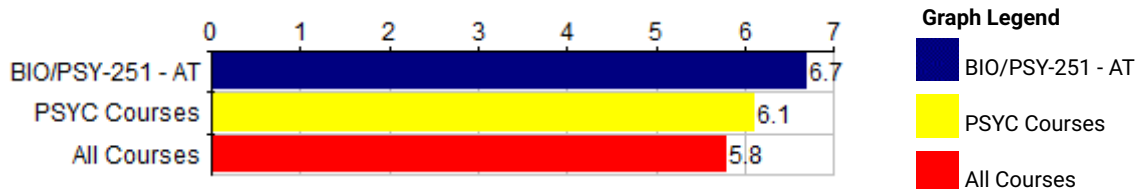
Course Questions	BIO/PSY-251 - AT												--- Survey Comparisons ---					
	Responses							Course					PSYC			All		
General Questions	SD	0	0	0	0	0	SA	N	Mean	Med.	Mode	Std Dev	N	Mean	Pct Rnk	N	Mean	Pct Rnk
Q7 There were aspects of the course that were not effective in helping you learn.	2	1	1	1	0	1	1	7	3.4	3	1	2.19	130	2.8	88	1.9K	3.2	61

Responses: [SD] Strongly Disagree=1 [0] 0=2 [0] 0=3 [0] 0=4 [0] 0=5 [0] 0=6 [SA] Strongly Agree=7
Pct Rnk: Percentile Rank (100 is best, calculated vs. precise Mean)

Q8 - Please explain or comment on the question above.

Response Rate: 42.86% (3 of 7)

- 1 There were not any
- 2 Randomly giving us a lab practical without reviewing the anatomy of the sheep brain was not helpful .
- 3 It is unfair that there are two different test days, one lab had an extra day to study even though we received the information at the same time. I would consider revising this for future classes. We can either take the test on the same day during class.



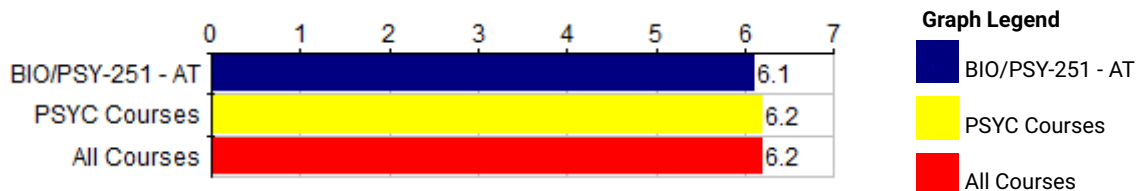
Course Questions	BIO/PSY-251 - AT											--- Survey Comparisons ---						
	Responses							Course				PSYC			All			
	SD	0	0	0	0	0	0	SA	N	Mean	Med.	Mode	Std Dev	N	Mean	Pct Rnk	N	Mean
Q9 This course was intellectually challenging.	0	0	0	0	0	2	5	7	6.7	7	7	.45	130	6.1	81	1.9K	5.8	83

Responses: [SD] Strongly Disagree=1 [0] 0=2 [0] 0=3 [0] 0=4 [0] 0=5 [0] 0=6 [SA] Strongly Agree=7
 Pct Rnk: Percentile Rank (100 is best, calculated vs. precise Mean)

Q10 - Please explain or comment on the question above.

Response Rate: 28.57% (2 of 7)

- 1 I think both class days should be dedicated to lecture and reviewing the concepts. Article analyses are good but the whole not revisiting any of the concepts makes the course so much harder.
- 2 Challenging

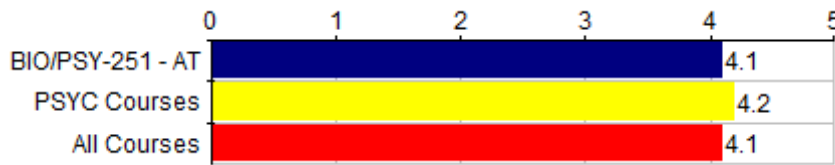


Course Questions	BIO/PSY-251 - AT										--- Survey Comparisons ---							
	Responses					Course					PSYC		All					
General Questions	SD	0	0	0	0	0	SA	N	Mean	Med.	Mode	Std Dev	N	Mean	Pct Rnk	N	Mean	Pct Rnk
Q11 I made positive contributions to this course (for example, preparing for class, attending class regularly, participating in class discussions, and listening to others).	0	0	0	1	0	3	3	7	6.1	6	6,7	.99	131	6.2	42	1.9K	6.2	40
Responses: [SD] Strongly Disagree=1 [0] 0=2 [0] 0=3 [0] 0=4 [0] 0=5 [0] 0=6 [SA] Strongly Agree=7 Pct Rnk: Percentile Rank (100 is best, calculated vs. precise Mean)																		


Q12 - Please explain or comment on the question above.

Response Rate: 14.29% (1 of 7)

1 Always prepared



Graph Legend



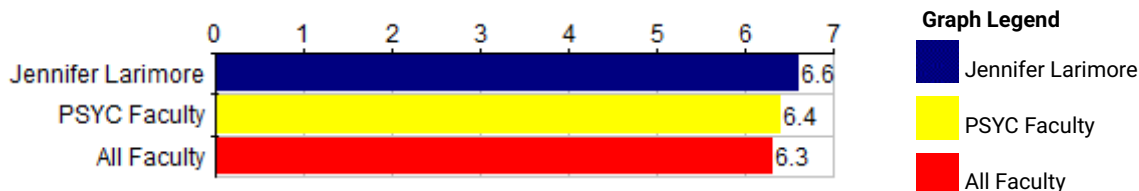
Course Questions	BIO/PSY-251 - AT										--- Survey Comparisons ---					
	Responses							Course			PSYC			All		
	U	P	G	VG	E	N	Mean	Med.	Mode	Std Dev	N	Mean	Pct Rnk	N	Mean	Pct Rnk
Q13 Overall rating of the course.	0	0	1	4	2	7	4.1	4	4	.64	129	4.2	42	1.9K	4.1	44

Responses: [U] unsatisfactory=1 [P] poor=2 [G] good=3 [VG] very good=4 [E] excellent=5
Pct Rnk: Percentile Rank (100 is best, calculated vs. precise Mean)

Q14 - Please explain or comment on the question above.

Response Rate: 28.57% (2 of 7)

- 1 Very interesting and I liked how you included the behavioral aspect of neuroscience.
- 2 I enjoyed it



Instructor Questions

General Instructor Questions

Jennifer Larimore

--- Survey Comparisons ---

Responses										Individual			PSYC			All		
SD	0	0	0	0	0	SA	N	Mean	Med.	Mode	Std Dev	N	Mean	Pct Rnk	N	Mean	Pct Rnk	

Q15 The instructor defined the plan for the course, including what was required of students (for example, stated the plan for the course in the syllabus, in the class).

0	0	0	0	1	1	5	7	6.6	7	7	.73	145	6.4	50	1.9K	6.3	55
---	---	---	---	---	---	---	---	-----	---	---	-----	-----	-----	----	------	-----	----

Responses: [SD] Strongly Disagree=1 [0] 0=2 [0] 0=3 [0] 0=4 [0] 0=5 [0] 0=6 [SA] Strongly Agree=7

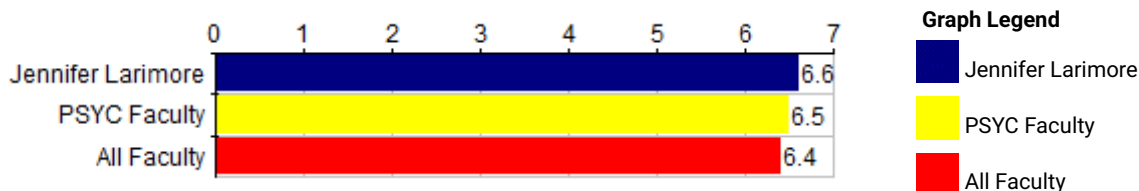
Pct Rnk: Percentile Rank (100 is best, calculated vs. precise Mean)

Q16 - Please explain or comment on the question above.

Faculty: Jennifer Larimore

Response Rate: 14.29% (1 of 7)

1 Defined expectations



Instructor Questions

General Instructor Questions

Q17 The instructor was available to students outside of class (for example, held office hours, responded to emails and other student efforts to contact the instructor).

Jennifer Larimore											--- Survey Comparisons ---						
Responses						Individual					PSYC			All			
SD	0	0	0	0	0	SA	N	Mean	Med.	Mode	Std Dev	N	Mean	Pct Rnk	N	Mean	Pct Rnk
0	0	0	0	0	3	4	7	6.6	7	7	.49	144	6.5	50	1.9K	6.4	47

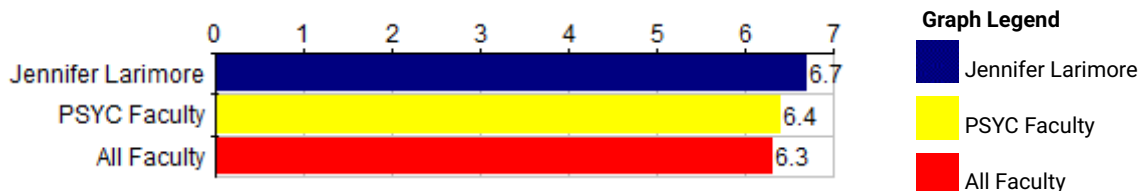
Responses: [SD] Strongly Disagree=1 [0] 0=2 [0] 0=3 [0] 0=4 [0] 0=5 [0] 0=6 [SA] Strongly Agree=7
Pct Rnk: Percentile Rank (100 is best, calculated vs. precise Mean)

Q18 - Please explain or comment on the question above.

Faculty: Jennifer Larimore

Response Rate: 14.29% (1 of 7)

1 Made herself available



Instructor Questions

General Instructor Questions

Q19 The instructor clarified material that required further explanation (for example, listened to questions, responded to students).

Jennifer Larimore										--- Survey Comparisons ---							
Responses					Individual					PSYC			All				
SD	0	0	0	0	0	SA	N	Mean	Med.	Mode	Std Dev	N	Mean	Pct Rnk	N	Mean	Pct Rnk

0 0 0 0 0 2 5 7 6.7 7 7 .45 145 6.4 57 1.9K 6.3 66

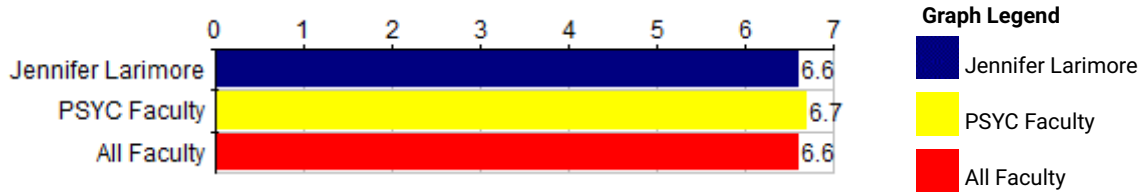
Responses: [SD] Strongly Disagree=1 [0] 0=2 [0] 0=3 [0] 0=4 [0] 0=5 [0] 0=6 [SA] Strongly Agree=7
Pct Rnk: Percentile Rank (100 is best, calculated vs. precise Mean)

Q20 - Please explain or comment on the question above.

Faculty: Jennifer Larimore

Response Rate: 14.29% (1 of 7)

1 Always clarified



Instructor Questions	Jennifer Larimore										--- Survey Comparisons ---							
	Responses					Individual					PSYC		All					
General Instructor Questions	SD	0	0	0	0	0	SA	N	Mean	Med.	Mode	Std Dev	N	Mean	Pct Rnk	N	Mean	Pct Rnk
Q21 The instructor treated students with respect.	0	0	0	0	1	1	5	7	6.6	7	7	.73	146	6.7	33	1.9K	6.6	32

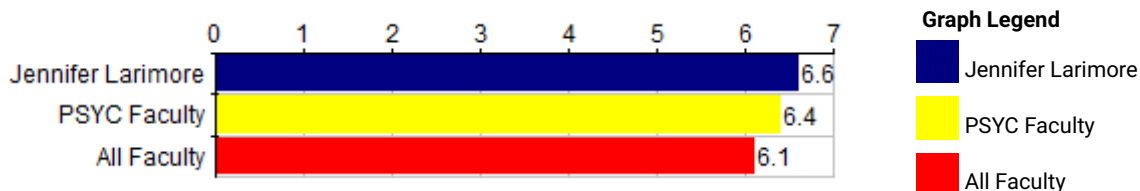
Responses: [SD] Strongly Disagree=1 [0] 0=2 [0] 0=3 [0] 0=4 [0] 0=5 [0] 0=6 [SA] Strongly Agree=7
Pct Rnk: Percentile Rank (100 is best, calculated vs. precise Mean)

Q22 - Please explain or comment on the question above.

Faculty: Jennifer Larimore

Response Rate: 14.29% (1 of 7)

1 Respected others



Instructor Questions	Jennifer Larimore										--- Survey Comparisons ---						
	Responses					Individual					PSYC			All			
General Instructor Questions	SD	0	0	0	0	SA	N	Mean	Med.	Mode	Std Dev	N	Mean	Pct Rnk	N	Mean	Pct Rnk
Q23 The instructor clearly defined how assignments would be evaluated.	0	0	0	0	3	4	7	6.6	7	7	.49	146	6.4	43	1.9K	6.1	66

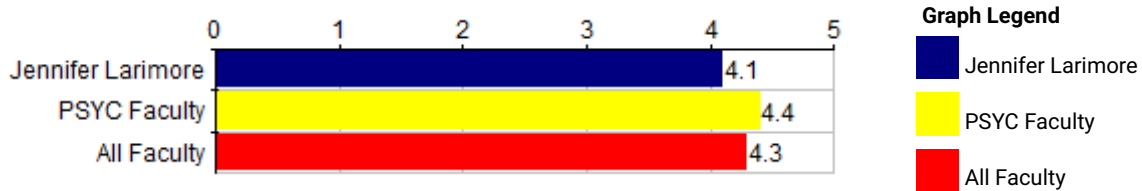
Responses: [SD] Strongly Disagree=1 [0] 0=2 [0] 0=3 [0] 0=4 [0] 0=5 [0] 0=6 [SA] Strongly Agree=7
 Pct Rnk: Percentile Rank (100 is best, calculated vs. precise Mean)

Q24 - Please explain or comment on the question above.

Faculty: Jennifer Larimore

Response Rate: 14.29% (1 of 7)

- 1 Defined evaluation of assignments



Instructor Questions	Jennifer Larimore										--- Survey Comparisons ---					
	Responses					Individual					PSYC			All		
General Instructor Questions	U	P	G	VG	E	N	Mean	Med.	Mode	Std Dev	N	Mean	Pct Rnk	N	Mean	Pct Rnk
Q25 Overall rating of the teaching of the course.	0	0	2	2	3	7	4.1	4	5	.83	146	4.4	30	1.9K	4.3	33

Responses: [U] unsatisfactory=1 [P] poor=2 [G] good=3 [VG] very good=4 [E] excellent=5
Pct Rnk: Percentile Rank (100 is best, calculated vs. precise Mean)

Q26 - Please explain or comment on the question above.

Faculty: Jennifer Larimore

Response Rate: 14.29% (1 of 7)

1 I enjoyed it

**2018SpringEvaluations
18/SP (2018)**

**Agnes Scott College
Agnes Scott**

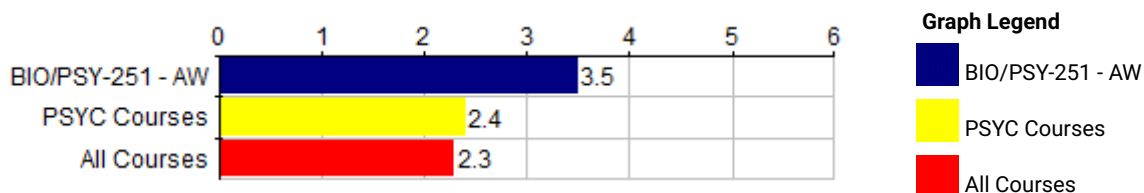
Merged Courses: BIO-251 AW - Neural Systems & Circuits/Lab
PSY-251 AW - Neurosci Systms & Circuits/Lab

Department: PSYC

Responsible Faculty: Barbara Blatchley; Jennifer Larimore

Responses / Expected: 8 / 13 (61.54%)

Overall Mean:
 6.2 Strong Disagreement to Strong Agree (71 responses)
 4.1 unsatisfactory to excellent (16 responses)
 3.5 Class year (8 responses)
 2.0 Reason for taking course (8 responses)



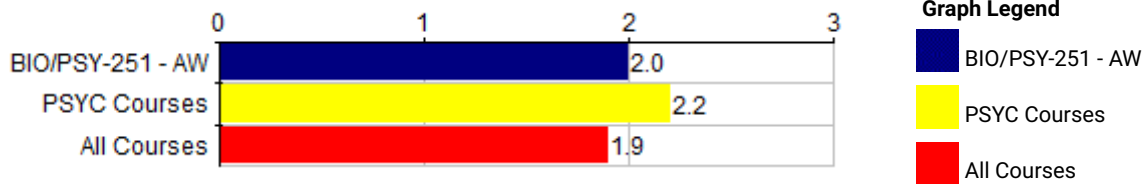
Student Demographics	BIO/PSY-251 - AW											--- Survey Comparisons ---					
	Responses							Course				PSYC			All		
	FY	S	J	S	GRA	P	N	Mean	Med.	Mode	Std Dev	N	Mean	Pct Rnk	N	Mean	Pct Rnk
Q1 What is your class year?	0	1	2	5	0	0	8	3.5	4	4	.71	128	2.4	88	1.9K	2.3	90

Responses: [FY] first year=1 [S] sophomore=2 [J] junior=3 [S] senior=4 [GRA] GRAD=5 [P] PBPM=6

Pct Rnk: Percentile Rank (100 is best, calculated vs. precise Mean)

Q2 - If your class year is other, please specify.

Response Rate: No participants responded to this question. (0 of 8)

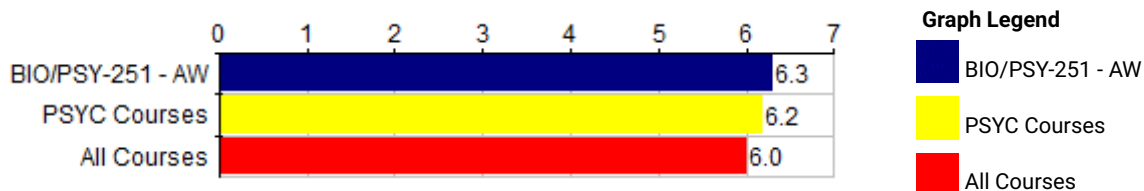


Student Demographics Student Year/Course Selection	BIO/PSY-251 - AW								--- Survey Comparisons ---					
	Responses				Course				PSYC			All		
	ADR	AMR	AE	N	Mean	Med.	Mode	Std Dev	N	Mean	Pct Rnk	N	Mean	Pct Rnk
Q3 I took this course as:	0	8	0	8	2.0	2	2	0	127	2.2	12	1.8K	1.9	47

Responses: [ADR] a distributional requirement=1 [AMR] a major/minor requirement=2 [AE] an elective=3
Pct Rnk: Percentile Rank (100 is best, calculated vs. precise Mean)

Q4 - If the reason you took the course is other, please explain.

Response Rate: No participants responded to this question. (0 of 8)



BIO/PSY-251 - AW

--- Survey Comparisons ---

Course Questions
General Questions

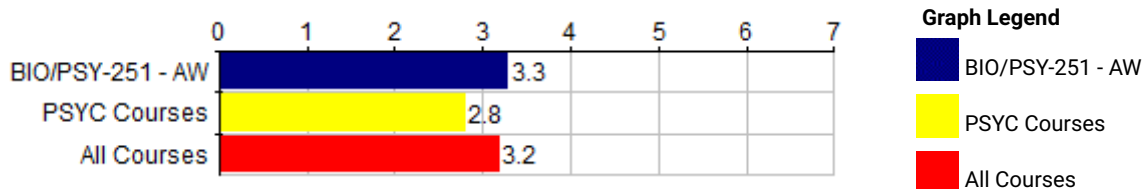
Course Questions	Responses					Course			PSYC			All						
	SD	0	0	0	0	SA	N	Mean	Med.	Mode	Std Dev	N	Mean	Pct Rnk	N	Mean	Pct Rnk	
Q5 There were aspects of the course that were especially effective in helping you learn.	0	0	0	0	2	2	4	8	6.3	6.5	7	.83	131	6.2	42	1.9K	6.0	51

Responses: [SD] Strongly Disagree=1 [0] 0=2 [0] 0=3 [0] 0=4 [0] 0=5 [0] 0=6 [SA] Strongly Agree=7
Pct Rnk: Percentile Rank (100 is best, calculated vs. precise Mean)

Q6 - Please explain or comment on the question above .

Response Rate: 50.00% (4 of 8)

- 1 This class was extremely helpful in solidifying and adding learning material for my major.
- 2 The presentations that were done every week were very helpful in growing my presentation skills and my overall understanding of scientific literature.
- 3 The case studies in "lab" were not what I was expecting. Though they were a reiteration of the content from class in a "real life" example, they did not help me any more than the lectures and I felt like it was not a productive use of time.
- 4 I thought the PowerPoint presentations and having access to them after class was really beneficial.



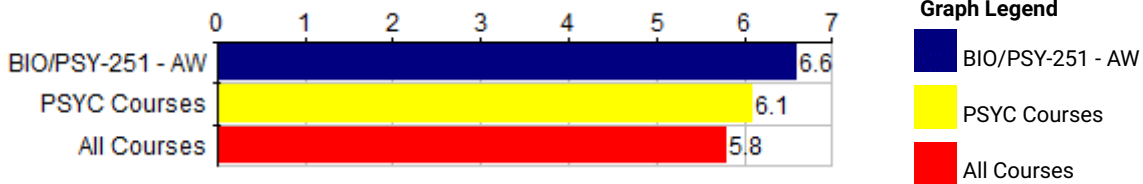
Course Questions	BIO/PSY-251 - AW										--- Survey Comparisons ---							
	Responses					Course					PSYC			All				
General Questions	SD	0	0	0	0	0	SA	N	Mean	Med.	Mode	Std Dev	N	Mean	Pct Rnk	N	Mean	Pct Rnk
Q7 There were aspects of the course that were not effective in helping you learn.	2	0	3	2	0	0	1	8	3.3	3	3	1.79	130	2.8	81	1.9K	3.2	56

Responses: [SD] Strongly Disagree=1 [0] 0=2 [0] 0=3 [0] 0=4 [0] 0=5 [0] 0=6 [SA] Strongly Agree=7
 Pct Rnk: Percentile Rank (100 is best, calculated vs. precise Mean)

Q8 - Please explain or comment on the question above.

Response Rate: 50.00% (4 of 8)

- 1 There should have been more test and quizzes for better understanding
- 2 The labs didn't help me at all, they felt like a waste of time.
 The labs did not help me. I am also a very visual learner and do well with hands on experiences and videos, so that would have been a very nice
- 3 addition to the class to have more opportunities to work hands on (even with the plastic brain models) with the anatomy and having videos of the sensory circuits...
- 4 The lab practical should have been earlier in the semester so we did not lose memory of this information at the end of the course.



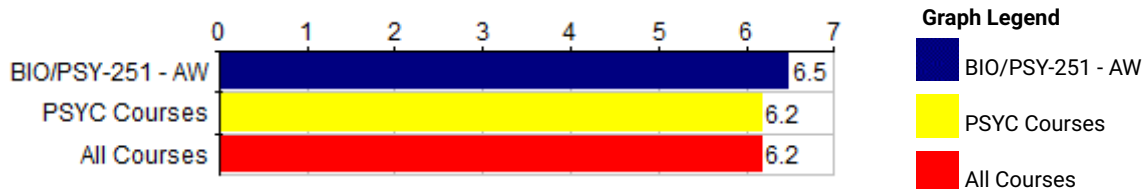
Course Questions General Questions	BIO/PSY-251 - AW											--- Survey Comparisons ---						
	Responses						Course					PSYC			All			
	SD	0	0	0	0	0	SA	N	Mean	Med.	Mode	Std Dev	N	Mean	Pct Rnk	N	Mean	Pct Rnk
Q9 This course was intellectually challenging.	0	0	0	0	1	1	5	7	6.6	7	7	.73	130	6.1	65	1.9K	5.8	76

Responses: [SD] Strongly Disagree=1 [0] 0=2 [0] 0=3 [0] 0=4 [0] 0=5 [0] 0=6 [SA] Strongly Agree=7
Pct Rnk: Percentile Rank (100 is best, calculated vs. precise Mean)

Q10 - Please explain or comment on the question above.

Response Rate: 12.50% (1 of 8)

1 Every assignment was a new challenge and I learned something new every class.



BIO/PSY-251 - AW

--- Survey Comparisons ---

Course Questions
General Questions

Responses										Course			PSYC			All		
SD	0	0	0	0	0	SA	N	Mean	Med.	Mode	Std Dev	N	Mean	Pct Rnk	N	Mean	Pct Rnk	

Q11 I made positive contributions to this course (for example, preparing for class, attending class regularly, participating in class discussions, and listening to others).

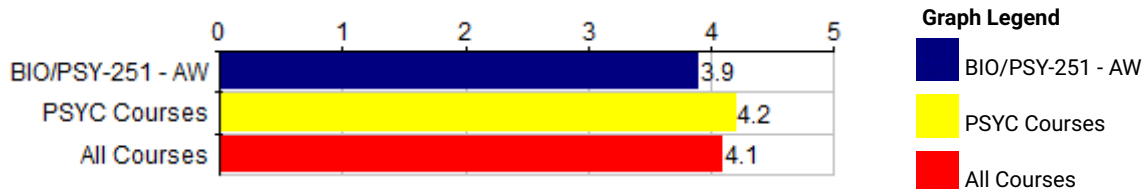
0	0	0	0	1	2	5	8	6.5	7	7	.71	131	6.2	65	1.9K	6.2	68
---	---	---	---	---	---	---	---	-----	---	---	-----	-----	-----	----	------	-----	----

Responses: [SD] Strongly Disagree=1 [0] 0=2 [0] 0=3 [0] 0=4 [0] 0=5 [0] 0=6 [SA] Strongly Agree=7
Pct Rnk: Percentile Rank (100 is best, calculated vs. precise Mean)

Q12 - Please explain or comment on the question above.

Response Rate: 12.50% (1 of 8)

1 I attended class regularly, came prepared, participated in discussions, and completed assignments regularly as well.



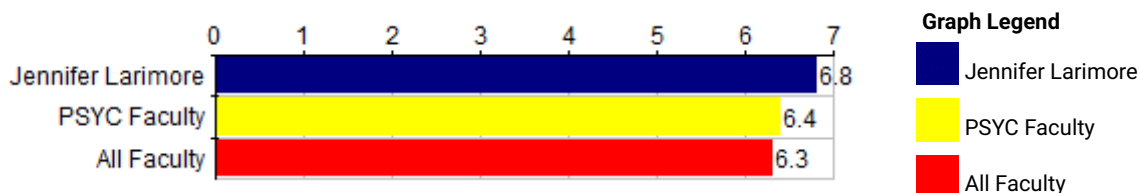
Course Questions General Questions	BIO/PSY-251 - AW										--- Survey Comparisons ---					
	Responses							Course			PSYC			All		
	U	P	G	VG	E	N	Mean	Med.	Mode	Std Dev	N	Mean	Pct Rnk	N	Mean	Pct Rnk
Q13 Overall rating of the course.	0	0	3	3	2	8	3.9	4	3,4	.78	129	4.2	12	1.9K	4.1	28

Responses: [U] unsatisfactory=1 [P] poor=2 [G] good=3 [VG] very good=4 [E] excellent=5
 Pct Rnk: Percentile Rank (100 is best, calculated vs. precise Mean)

Q14 - Please explain or comment on the question above.

Response Rate: 25.00% (2 of 8)

- 1 I would have liked to do more dissections, but only because I enjoyed them so much! Maybe it would help to compare between different types of brains (rats vs sheep).
- 2 I thought the course was pretty well organized and I enjoyed the structure. I hope that this course will continue to be formatted in this way.



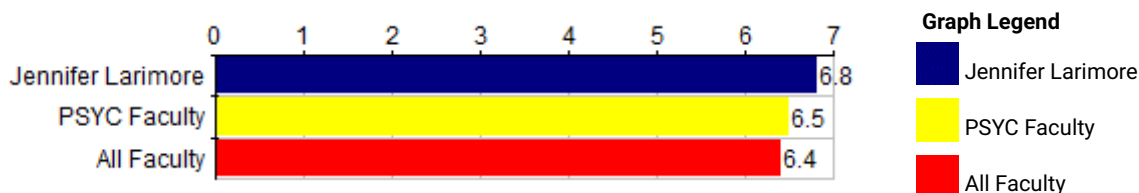
Instructor Questions	Jennifer Larimore										--- Survey Comparisons ---							
	Responses					Individual					PSYC		All					
General Instructor Questions	SD	0	0	0	0	0	SA	N	Mean	Med.	Mode	Std Dev	N	Mean	Pct Rnk	N	Mean	Pct Rnk
Q15 The instructor defined the plan for the course, including what was required of students (for example, stated the plan for the course in the syllabus, in the class).	0	0	0	0	0	2	6	8	6.8	7	7	.43	145	6.4	67	1.9K	6.3	68
Responses: [SD] Strongly Disagree=1 [0] 0=2 [0] 0=3 [0] 0=4 [0] 0=5 [0] 0=6 [SA] Strongly Agree=7 Pct Rnk: Percentile Rank (100 is best, calculated vs. precise Mean)																		

Q16 - Please explain or comment on the question above.

Faculty: Jennifer Larimore

Response Rate: 12.50% (1 of 8)

1 The course outline was clearly explained throughout the semester and from the very beginning.



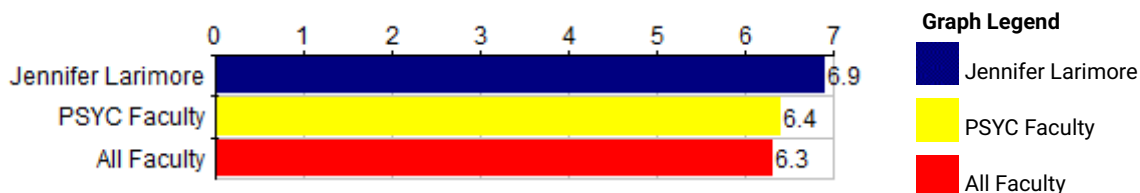
Instructor Questions	Jennifer Larimore										--- Survey Comparisons ---							
	Responses					Individual					PSYC		All					
General Instructor Questions	SD	0	0	0	0	0	SA	N	Mean	Med.	Mode	Std Dev	N	Mean	Pct Rnk	N	Mean	Pct Rnk
Q17 The instructor was available to students outside of class (for example, held office hours, responded to emails and other student efforts to contact the instructor).	0	0	0	0	1	0	7	8	6.8	7	7	.66	144	6.5	67	1.9K	6.4	63
Responses: [SD] Strongly Disagree=1 [0] 0=2 [0] 0=3 [0] 0=4 [0] 0=5 [0] 0=6 [SA] Strongly Agree=7 Pct Rnk: Percentile Rank (100 is best, calculated vs. precise Mean)																		

Q18 - Please explain or comment on the question above.

Faculty: Jennifer Larimore

Response Rate: 25.00% (2 of 8)

- 1 Dr. Larimore was available during office hours, through email, and for a short time after class.
- 2 Dr. Larimore was always available to answer questions via email or by going to office hours.



Instructor Questions	Jennifer Larimore						--- Survey Comparisons ---											
	Responses			Individual			PSYC			All								
General Instructor Questions	SD	N	Mean	Med.	Mode	Std Dev	N	Mean	Pct Rnk	N	Mean	Pct Rnk						
Q19 The instructor clarified material that required further explanation (for example, listened to questions, responded to students).	0	0	0	0	0	1	7	8	6.9	7	7	.33	145	6.4	63	1.9K	6.3	76

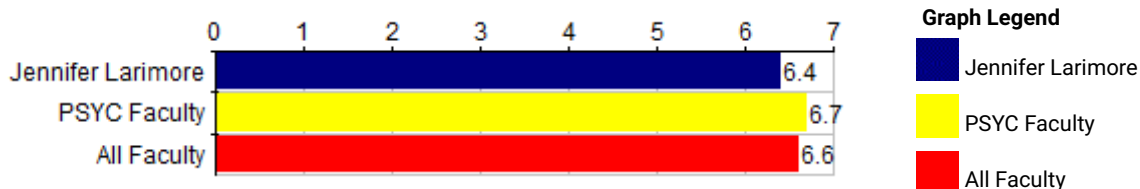
Responses: [SD] Strongly Disagree=1 [0] 0=2 [0] 0=3 [0] 0=4 [0] 0=5 [0] 0=6 [SA] Strongly Agree=7
 Pct Rnk: Percentile Rank (100 is best, calculated vs. precise Mean)

Q20 - Please explain or comment on the question above.

Faculty: Jennifer Larimore

Response Rate: 25.00% (2 of 8)

- 1 She always made sure to follow up on Moodle outside of class if she did not have the answers right then! That was very helpful for her to go the extra mile outside of class time constraints.
- 2 All questions and material were clarified to the best of their abilities.



Instructor Questions	Jennifer Larimore						--- Survey Comparisons ---														
	Responses			Individual			PSYC			All											
General Instructor Questions	SD	0	1	2	3	4	5	6	7	SA	N	Mean	Med.	Mode	Std Dev	N	Mean	Pct Rnk	N	Mean	Pct Rnk
Q21 The instructor treated students with respect.	0	1	0	0	0	0	7	8	6.4	7	7	1.65	146	6.7	10	1.9K	6.6	23			

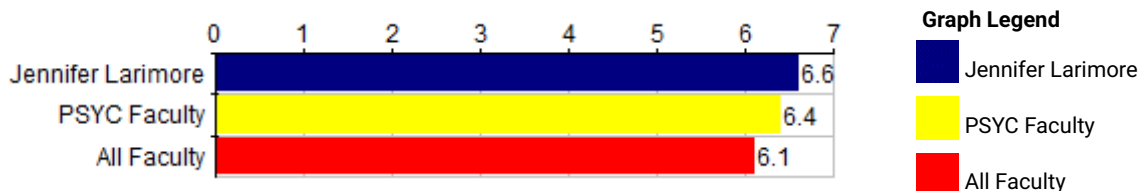
Responses: [SD] Strongly Disagree=1 [0] 0=2 [0] 0=3 [0] 0=4 [0] 0=5 [0] 0=6 [SA] Strongly Agree=7
 Pct Rnk: Percentile Rank (100 is best, calculated vs. precise Mean)

Q22 - Please explain or comment on the question above.

Faculty: Jennifer Larimore

Response Rate: 12.50% (1 of 8)

1 No problems with respect between teachers and students.



Instructor Questions	Jennifer Larimore											--- Survey Comparisons ---					
	Responses					Individual						PSYC		All			
General Instructor Questions	SD	0	0	0	0	SA	N	Mean	Med.	Mode	Std Dev	N	Mean	Pct Rnk	N	Mean	Pct Rnk
Q23 The instructor clearly defined how assignments would be evaluated.	0	0	0	0	3	5	8	6.6	7	7	.48	146	6.4	53	1.9K	6.1	69

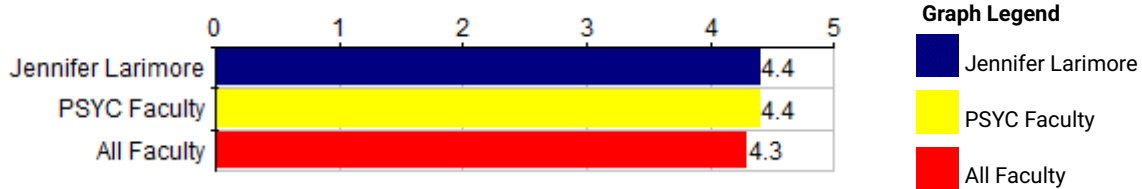
Responses: [SD] Strongly Disagree=1 [0] 0=2 [0] 0=3 [0] 0=4 [0] 0=5 [0] 0=6 [SA] Strongly Agree=7
 Pct Rnk: Percentile Rank (100 is best, calculated vs. precise Mean)

Q24 - Please explain or comment on the question above.

Faculty: Jennifer Larimore

Response Rate: 12.50% (1 of 8)

- 1 The grading and evaluation was clear throughout the course.



Instructor Questions General Instructor Questions	Jennifer Larimore										--- Survey Comparisons ---					
	Responses					Individual					PSYC			All		
	U	P	G	VG	E	N	Mean	Med.	Mode	Std Dev	N	Mean	Pct Rnk	N	Mean	Pct Rnk
Q25 Overall rating of the teaching of the course.	0	0	1	3	4	8	4.4	4.5	5	.70	146	4.4	57	1.9K	4.3	47

Responses: [U] unsatisfactory=1 [P] poor=2 [G] good=3 [VG] very good=4 [E] excellent=5
Pct Rnk: Percentile Rank (100 is best, calculated vs. precise Mean)

Q26 - Please explain or comment on the question above.

Faculty: Jennifer Larimore

Response Rate: 12.50% (1 of 8)

1 I would definitely take this course again if I could.