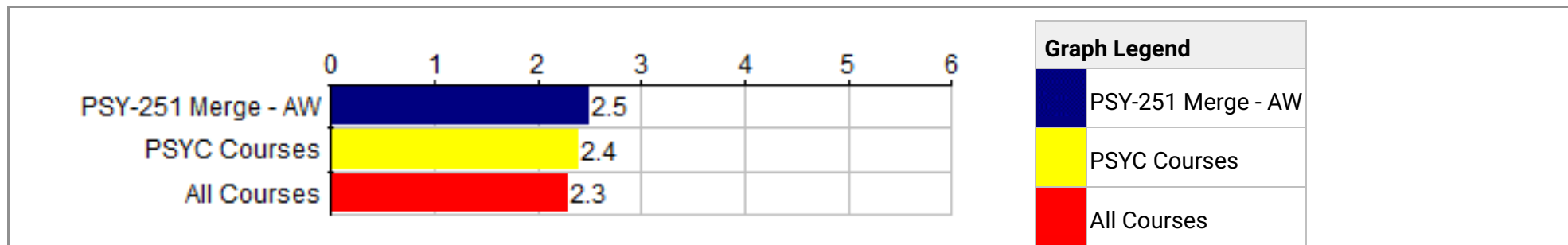


<b>Merged Courses:</b>	BIO-251 AW - Neural Systems & Circuits/Lab PSY-251 AW - Neurosci Systms & Circuits/Lab	<b>Department:</b>	PSYC
<b>Responsible Faculty:</b>	Jennifer Larimore	<b>Responses / Expected:</b>	4 / 15 (26.67%)
<b>Overall Mean:</b>	<b>6.3</b> Strong Disagreement to Strong Agree (36 responses) <b>5.0</b> unsatisfactory to excellent (8 responses) <b>2.5</b> Class year (4 responses) <b>1.8</b> Reason for taking course (4 responses)		



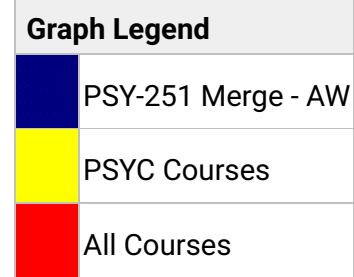
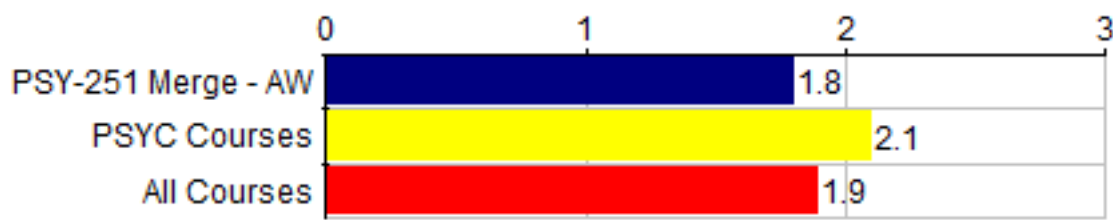
Student Demographics Student Year/Course Selection	PSY-251 Merge - AW												--- Survey Comparisons ---					
	Responses							Course					PSYC			All		
	FY	S	J	S	MAT	P	N	Mean	Med.	Mode	Std Dev	N	Mean	Pct Rnk	N	Mean	Pct Rnk	
<b>Q1</b> What is your class year?	0	3	0	1	0	0	4	2.5	2	2	.87	121	2.4	41	1.7K	2.3	53	

Responses: [FY] first year=1 [S] sophomore=2 [J] junior=3 [S] senior=4 [MAT] MAT=5 [P] PBPM=6

Pct Rnk: Percentile Rank (100 is best, calculated vs. precise Mean)

Q2 - If your class year is other, please specify.

Response Rate: No participants responded to this question. (0 of 4)



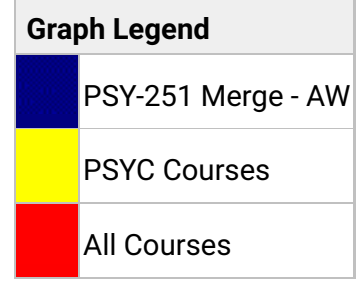
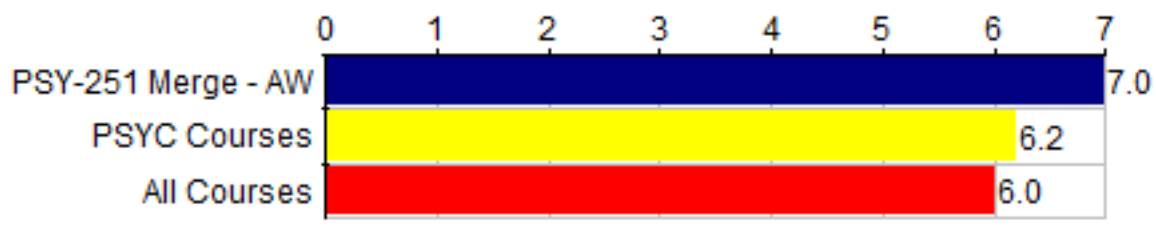
Student Demographics Student Year/Course Selection	PSY-251 Merge - AW								--- Survey Comparisons ---					
	Responses			Course					PSYC			All		
	ADR	AMR	AE	N	Mean	Med.	Mode	Std Dev	N	Mean	Pct Rnk	N	Mean	Pct Rnk
Q3 I took this course as:	1	3	0	4	1.8	2	2	.43	118	2.1	3	1.8K	1.9	25

Responses: [ADR] a distributional requirement=1 [AMR] a major/minor requirement=2 [AE] an elective=3

Pct Rnk: Percentile Rank (100 is best, calculated vs. precise Mean)

Q4 - If the reason you took the course is other, please explain.

Response Rate: No participants responded to this question. (0 of 4)

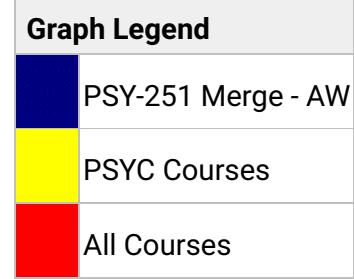



Course Questions General Questions	PSY-251 Merge - AW											--- Survey Comparisons ---						
	Responses							Course				PSYC			All			
	SD	0	0	0	0	0	SA	N	Mean	Med.	Mode	Std Dev	N	Mean	Pct Rnk	N	Mean	Pct Rnk
Q5	There were aspects of the course that were especially effective in helping you learn.																	
	0	0	0	0	0	0	4	4	7.0	7	7	0	121	6.2	91	1.8K	6.0	89

Responses: [SD] Strongly Disagree=1 [0] 0=2 [0] 0=3 [0] 0=4 [0] 0=5 [0] 0=6 [SA] Strongly Agree=7  
Pct Rnk: Percentile Rank (100 is best, calculated vs. precise Mean)

<b>Q6 - Please explain or comment on the question above .</b>	
Response Rate:	50.00% (2 of 4)

- |   |  |
|---|--|
| 1 | Visuals, note-taking, and organization of course was very helpful        |
| 2 | Good balance of studying material and life applications for future jobs. |



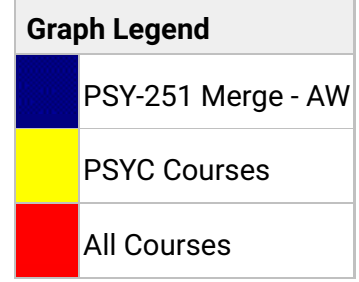
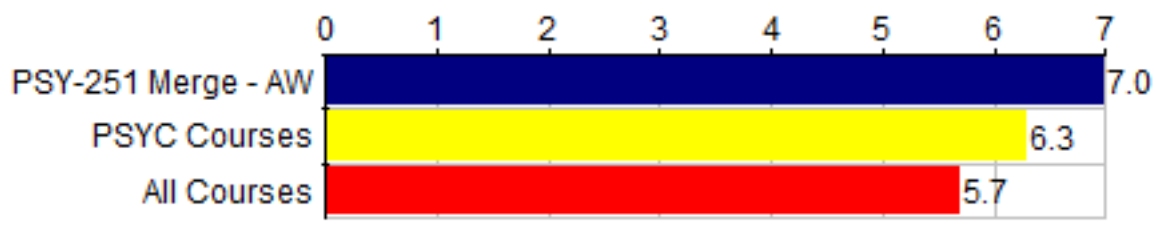
Course Questions General Questions	PSY-251 Merge - AW													--- Survey Comparisons ---					
	Responses								Course					PSYC			All		
	SD	0	0	0	0	0	0	SA	N	Mean	Med.	Mode	Std Dev	N	Mean	Pct Rnk	N	Mean	Pct Rnk
Q7	There were aspects of the course that were not effective in helping you learn.								4	1.0	1	1	0	118	2.8	6	1.8K	3.1	5

Responses: [SD] Strongly Disagree=1 [0] 0=2 [0] 0=3 [0] 0=4 [0] 0=5 [0] 0=6 [SA] Strongly Agree=7

Pct Rnk: Percentile Rank (100 is best, calculated vs. precise Mean)

Q8 - Please explain or comment on the question above.

Response Rate: No participants responded to this question. (0 of 4)



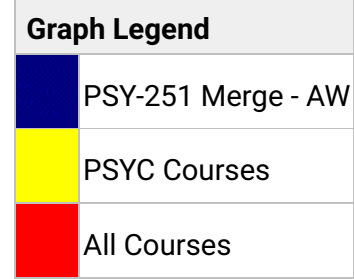
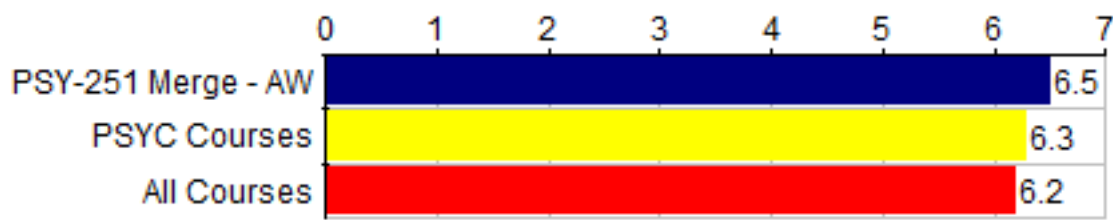
Course Questions General Questions	PSY-251 Merge - AW													--- Survey Comparisons ---					
	Responses							Course						PSYC			All		
	SD	0	0	0	0	0	SA	N	Mean	Med.	Mode	Std Dev	N	Mean	Pct Rnk	N	Mean	Pct Rnk	
Q9 This course was intellectually challenging.	0	0	0	0	0	0	4	4	7.0	7	7	0	120	6.3	94	1.8K	5.7	93	

Responses: [SD] Strongly Disagree=1 [0] 0=2 [0] 0=3 [0] 0=4 [0] 0=5 [0] 0=6 [SA] Strongly Agree=7  
Pct Rnk: Percentile Rank (100 is best, calculated vs. precise Mean)

Q10 - Please explain or comment on the question above.

Response Rate: 25.00% (1 of 4)

1 Actually surprised me how much I was studying incorrectly. This class has allowed me to acknowledge my unhelpful studying habits and how to better tackle this issue.



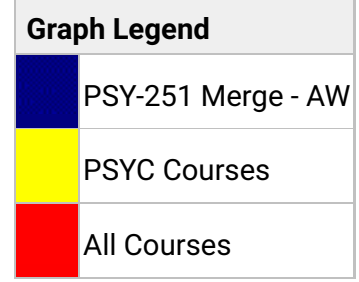
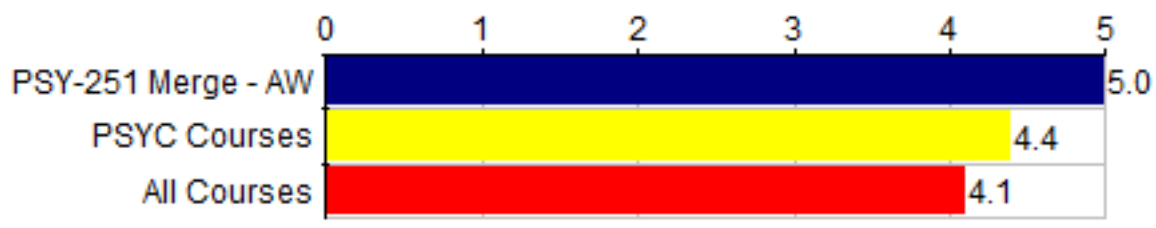
Course Questions General Questions		PSY-251 Merge - AW												--- Survey Comparisons ---					
		Responses								Course				PSYC			All		
		SD	0	0	0	0	0	0	SA	N	Mean	Med.	Mode	Std Dev	N	Mean	Pct Rnk	N	Mean
<b>Q11</b>	I made positive contributions to this course (for example, preparing for class, attending class regularly, participating in class discussions, and listening to others).	0	0	0	0	0	2	2	4	6.5	6.5	6,7	.50	120	6.3	66	1.8K	6.2	60

**Responses:** [SD] Strongly Disagree=1 [0] 0=2 [0] 0=3 [0] 0=4 [0] 0=5 [0] 0=6 [SA] Strongly Agree=7

**Pct Rnk:** Percentile Rank (100 is best, calculated vs. precise Mean)

**Q12 - Please explain or comment on the question above.**

**Response Rate:** No participants responded to this question. (0 of 4)



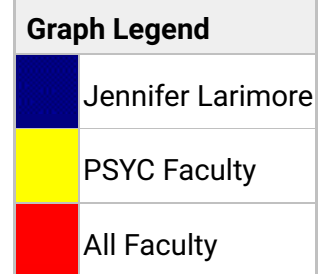
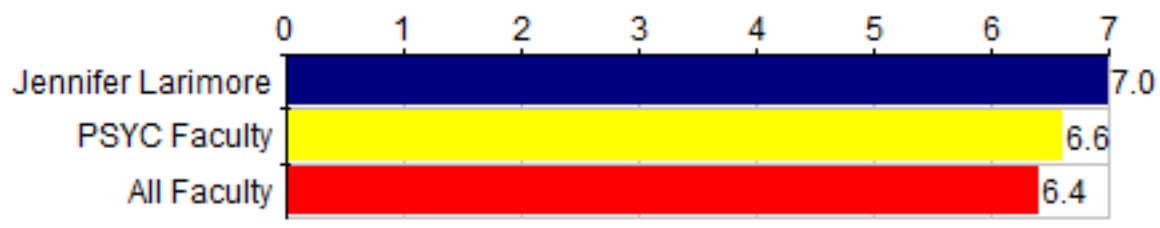
Course Questions General Questions	PSY-251 Merge - AW										--- Survey Comparisons ---					
	Responses					Course					PSYC			All		
	U	P	G	VG	E	N	Mean	Med.	Mode	Std Dev	N	Mean	Pct Rnk	N	Mean	Pct Rnk
Q13 Overall rating of the course.	0	0	0	0	4	4	5.0	5	5	0	121	4.4	94	1.8K	4.1	91

Responses: [U] unsatisfactory=1 [P] poor=2 [G] good=3 [VG] very good=4 [E] excellent=5  
 Pct Rnk: Percentile Rank (100 is best, calculated vs. precise Mean)

Q14 - Please explain or comment on the question above.

Response Rate: 50.00% (2 of 4)

- 1 This course was well organized and what they included was great when it comes to preparing us for grad school. The course was challenging, but not impossible where if you actually put in the effort, you get the results. The research component of the course was great and I hope they continue to do that for it allows us to put on our CVs and personal statements that we've done research with lab animals. The course truly helped and it would be nice to see 250 or now 350 designed and taught the same then maybe people wouldn't feel so discouraged to take 251. I can honestly say that I enjoyed the course, felt challenged and feel prepared for my other science classes and eventually grad school.
- 2 I loved that research was a component to this course

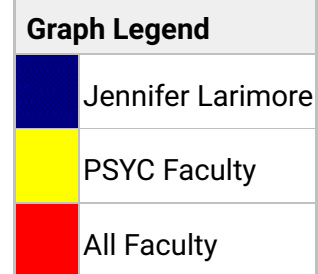
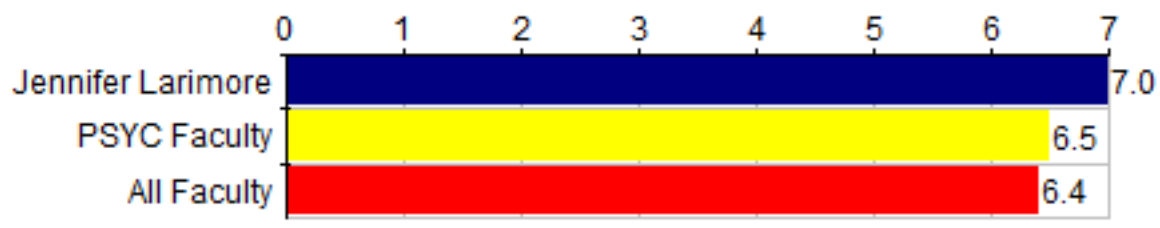


Instructor Questions General Instructor Questions		Jennifer Larimore												--- Survey Comparisons ---					
		Responses						Individual						PSYC			All		
		SD	0	0	0	0	0	SA	N	Mean	Med.	Mode	Std Dev	N	Mean	Pct Rnk	N	Mean	Pct Rnk
<b>Q15</b>	The instructor defined the plan for the course, including what was required of students (for example, stated the plan for the course in the syllabus, in the class).	0	0	0	0	0	4	4	7.0	7	7	0	121	6.6	91	1.8K	6.4	85	

**Responses:** [SD] Strongly Disagree=1 [0] 0=2 [0] 0=3 [0] 0=4 [0] 0=5 [0] 0=6 [SA] Strongly Agree=7  
**Pct Rnk:** Percentile Rank (100 is best, calculated vs. precise Mean)

<b>Q16 - Please explain or comment on the question above.</b>	
<b>Faculty:</b>	Jennifer Larimore
<b>Response Rate:</b>	No participants responded to this question. (0 of 4)



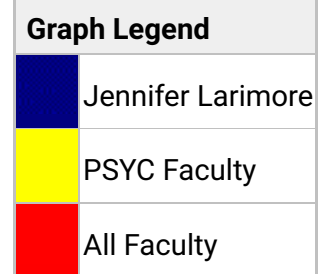
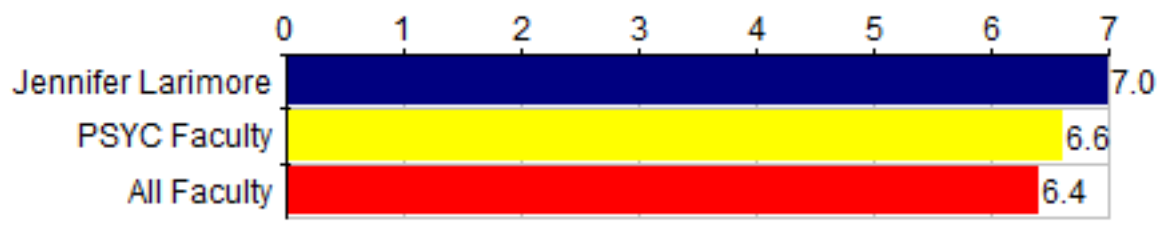


Instructor Questions General Instructor Questions		Jennifer Larimore												--- Survey Comparisons ---					
		Responses						Individual						PSYC			All		
		SD	0	0	0	0	0	SA	N	Mean	Med.	Mode	Std Dev	N	Mean	Pct Rnk	N	Mean	Pct Rnk
<b>Q17</b>	The instructor was available to students outside of class (for example, held office hours, responded to emails and other student efforts to contact the instructor).	0	0	0	0	0	4	4	7.0	7	7	0	119	6.5	88	1.8K	6.4	84	

**Responses:** [SD] Strongly Disagree=1 [0] 0=2 [0] 0=3 [0] 0=4 [0] 0=5 [0] 0=6 [SA] Strongly Agree=7

**Pct Rnk:** Percentile Rank (100 is best, calculated vs. precise Mean)

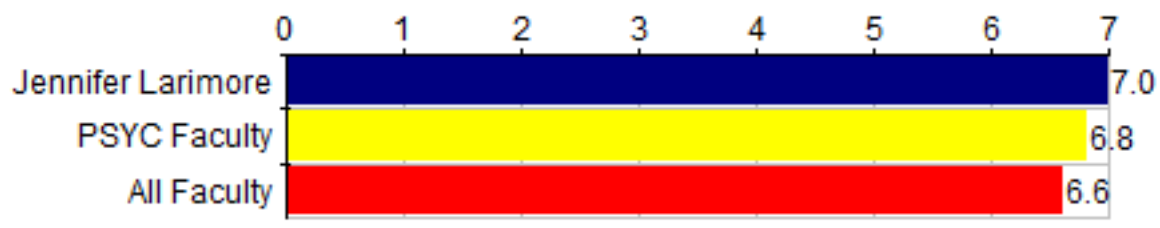
Q18 - Please explain or comment on the question above.	
<b>Faculty:</b>	Jennifer Larimore
<b>Response Rate:</b>	No participants responded to this question. (0 of 4)



Instructor Questions General Instructor Questions		Jennifer Larimore												--- Survey Comparisons ---					
		Responses						Individual						PSYC			All		
		SD	0	0	0	0	0	SA	N	Mean	Med.	Mode	Std Dev	N	Mean	Pct Rnk	N	Mean	Pct Rnk
<b>Q19</b>	The instructor clarified material that required further explanation (for example, listened to questions, responded to students).	0	0	0	0	0	4	4	7.0	7	7	0	121	6.6	91	1.8K	6.4	83	

**Responses:** [SD] Strongly Disagree=1 [0] 0=2 [0] 0=3 [0] 0=4 [0] 0=5 [0] 0=6 [SA] Strongly Agree=7  
**Pct Rnk:** Percentile Rank (100 is best, calculated vs. precise Mean)

<b>Q20 - Please explain or comment on the question above.</b>	
<b>Faculty:</b>	Jennifer Larimore
<b>Response Rate:</b>	No participants responded to this question. (0 of 4)



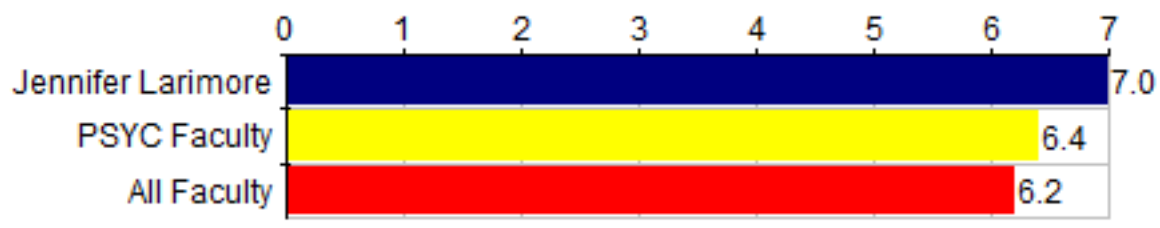
Graph Legend	
<span style="color: blue;">■</span>	Jennifer Larimore
<span style="color: yellow;">■</span>	PSYC Faculty
<span style="color: red;">■</span>	All Faculty

Instructor Questions General Instructor Questions	Jennifer Larimore													--- Survey Comparisons ---					
	Responses							Individual						PSYC			All		
	SD	0	0	0	0	0	SA	N	Mean	Med.	Mode	Std Dev	N	Mean	Pct Rnk	N	Mean	Pct Rnk	
Q21 The instructor treated students with respect.	0	0	0	0	0	0	4	4	7.0	7	7	0	120	6.8	78	1.8K	6.6	74	

Responses: [SD] Strongly Disagree=1 [0] 0=2 [0] 0=3 [0] 0=4 [0] 0=5 [0] 0=6 [SA] Strongly Agree=7

Pct Rnk: Percentile Rank (100 is best, calculated vs. precise Mean)

Q22 - Please explain or comment on the question above.	
Faculty:	Jennifer Larimore
Response Rate:	No participants responded to this question. (0 of 4)

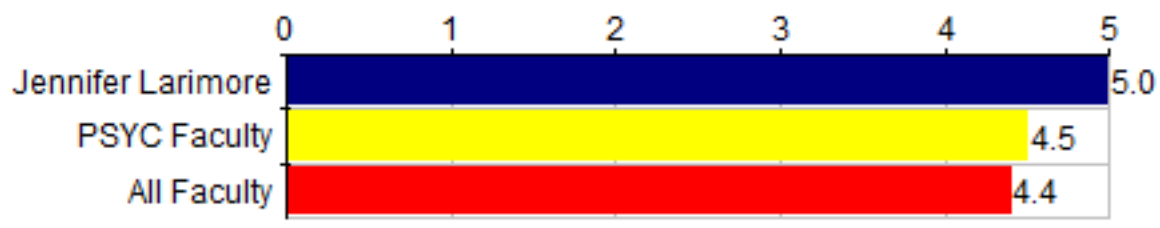


Graph Legend	
<span style="color: blue;">■</span>	Jennifer Larimore
<span style="color: yellow;">■</span>	PSYC Faculty
<span style="color: red;">■</span>	All Faculty

Instructor Questions General Instructor Questions		Jennifer Larimore												--- Survey Comparisons ---					
		Responses								Individual				PSYC			All		
		SD	0	0	0	0	0	0	SA	N	Mean	Med.	Mode	Std Dev	N	Mean	Pct Rnk	N	Mean
<b>Q23</b>	The instructor clearly defined how assignments would be evaluated.	0	0	0	0	0	0	4	4	7.0	7	7	0	119	6.4	91	1.8K	6.2	88

**Responses:** [SD] Strongly Disagree=1 [0] 0=2 [0] 0=3 [0] 0=4 [0] 0=5 [0] 0=6 [SA] Strongly Agree=7  
**Pct Rnk:** Percentile Rank (100 is best, calculated vs. precise Mean)

<b>Q24 - Please explain or comment on the question above.</b>	
<b>Faculty:</b>	Jennifer Larimore
<b>Response Rate:</b>	No participants responded to this question. (0 of 4)



Graph Legend	
<span style="color: blue;">■</span>	Jennifer Larimore
<span style="color: yellow;">■</span>	PSYC Faculty
<span style="color: red;">■</span>	All Faculty

Instructor Questions General Instructor Questions	Jennifer Larimore										--- Survey Comparisons ---					
	Responses					Individual					PSYC			All		
	U	P	G	VG	E	N	Mean	Med.	Mode	Std Dev	N	Mean	Pct Rnk	N	Mean	Pct Rnk
<b>Q25</b> Overall rating of the teaching of the course.	0	0	0	0	4	4	5.0	5	5	0	120	4.5	94	1.8K	4.4	87

Responses: [U] unsatisfactory=1 [P] poor=2 [G] good=3 [VG] very good=4 [E] excellent=5  
Pct Rnk: Percentile Rank (100 is best, calculated vs. precise Mean)

<b>Q26 - Please explain or comment on the question above.</b>	
<b>Faculty:</b>	Jennifer Larimore
<b>Response Rate:</b>	50.00% (2 of 4)

<b>1</b>	You're amazing!! :)
<b>2</b>	The professor was the greatest part of the course. She was honest, realistic, and really helped us as long as we showed the effort on our end. Seeing her enthusiasm and how involved she was with the class and with neuroscience, in general, was encouraging.