

**2018SpringEvaluations
18/SP (2018)**

**Agnes Scott College
Agnes Scott**


Course: BIO-216 A - Molecular Biology

Department: BIOL

Responsible Faculty: Jennifer Larimore

Responses / Expected: 6 / 23 (26.09%)

Overall Mean:
 6.1 Strong Disagreement to Strong Agree (54 responses)
 4.3 unsatisfactory to excellent (12 responses)
 2.7 Class year (6 responses)
 2.3 Reason for taking course (6 responses)

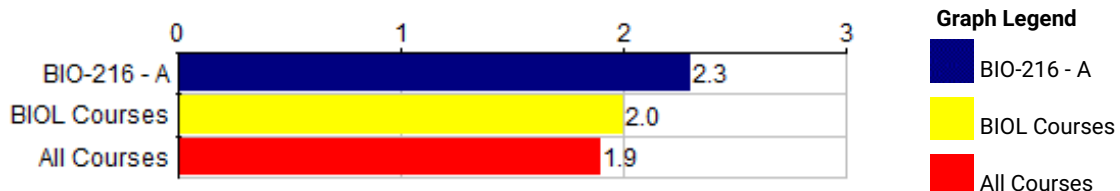


Student Demographics	BIO-216 - A											--- Survey Comparisons ---					
	Responses							Course				BIOL			All		
Student Year/Course Selection	FY	S	J	S	GRA	P	N	Mean	Med.	Mode	Std Dev	N	Mean	Pct Rnk	N	Mean	Pct Rnk
Q1 What is your class year?	0	3	2	1	0	0	6	2.7	2.5	2	.75	160	2.8	50	1.9K	2.3	61

Responses: [FY] first year=1 [S] sophomore=2 [J] junior=3 [S] senior=4 [GRA] GRAD=5 [P] PBPM=6
 Pct Rnk: Percentile Rank (100 is best, calculated vs. precise Mean)

Q2 - If your class year is other, please specify.

Response Rate: No participants responded to this question. (0 of 6)

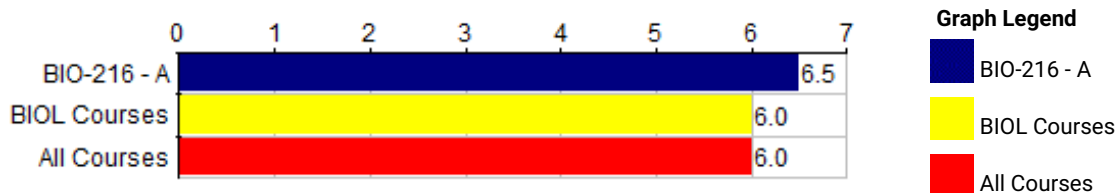


Student Demographics Student Year/Course Selection	BIO-216 - A								--- Survey Comparisons ---					
	Responses				Course				BIOL			All		
	ADR	AMR	AE	N	Mean	Med.	Mode	Std Dev	N	Mean	Pct Rnk	N	Mean	Pct Rnk
Q3 I took this course as:	0	4	2	6	2.3	2	2	.47	151	2.0	87	1.8K	1.9	77

Responses: [ADR] a distributional requirement=1 [AMR] a major/minor requirement=2 [AE] an elective=3
 Pct Rnk: Percentile Rank (100 is best, calculated vs. precise Mean)

Q4 - If the reason you took the course is other, please explain.

Response Rate: No participants responded to this question. (0 of 6)



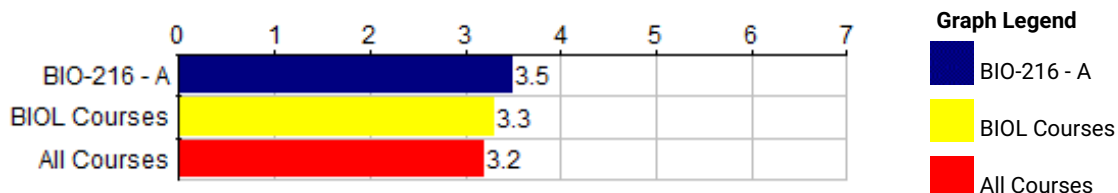
Course Questions	BIO-216 - A										--- Survey Comparisons ---							
	Responses						Course				BIOL			All				
General Questions	SD	0	0	0	0	0	SA	N	Mean	Med.	Mode	Std Dev	N	Mean	Pct Rnk	N	Mean	Pct Rnk
Q5 There were aspects of the course that were especially effective in helping you learn.	0	0	0	0	0	3	3	6	6.5	6.5	6,7	.50	163	6.0	71	1.9K	6.0	67

Responses: [SD] Strongly Disagree=1 [0] 0=2 [0] 0=3 [0] 0=4 [0] 0=5 [0] 0=6 [SA] Strongly Agree=7
 Pct Rnk: Percentile Rank (100 is best, calculated vs. precise Mean)

Q6 - Please explain or comment on the question above .

Response Rate: 33.33% (2 of 6)

- 1 The reverse lectures were extremely effective in helping me learn. The class activities where we applied our knowledge from lecture also helped solidify the information.
- 2 I think I would like her to do away with the videos and actually teach how the techniques are done.



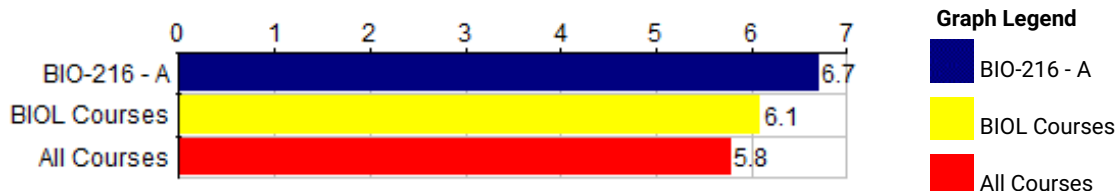
Course Questions	BIO-216 - A												--- Survey Comparisons ---					
	Responses						Course						BIOL			All		
General Questions	SD	0	0	0	0	0	SA	N	Mean	Med.	Mode	Std Dev	N	Mean	Pct Rnk	N	Mean	Pct Rnk
Q7 There were aspects of the course that were not effective in helping you learn.	1	2	0	1	1	0	1	6	3.5	3	2	2.06	161	3.3	66	1.9K	3.2	63

Responses: [SD] Strongly Disagree=1 [0] 0=2 [0] 0=3 [0] 0=4 [0] 0=5 [0] 0=6 [SA] Strongly Agree=7
 Pct Rnk: Percentile Rank (100 is best, calculated vs. precise Mean)

Q8 - Please explain or comment on the question above.

Response Rate: 16.67% (1 of 6)

1 Please allot more time in class to discuss topics from lecture videos more in depth. The videos and questions on the test never really aligned for me, or give us more practice answering questions that have a similarly format to the test.



BIO-216 - A

--- Survey Comparisons ---

Course Questions
General Questions

Course Questions	Responses						Course			BIOL			All					
	SD	0	0	0	0	0	SA	N	Mean	Med.	Mode	Std Dev	N	Mean	Pct Rnk	N	Mean	Pct Rnk
Q9 This course was intellectually challenging.	0	0	0	0	0	2	4	6	6.7	7	7	.47	161	6.1	82	1.9K	5.8	82

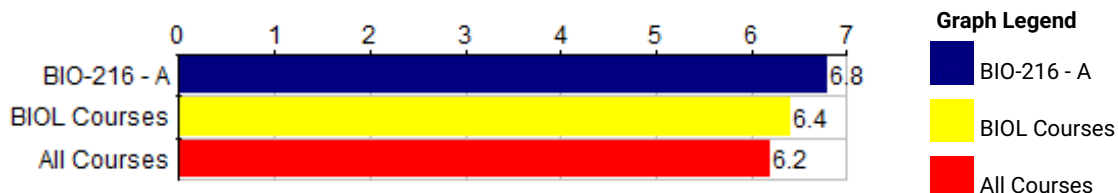
Responses: [SD] Strongly Disagree=1 [0] 0=2 [0] 0=3 [0] 0=4 [0] 0=5 [0] 0=6 [SA] Strongly Agree=7

Pct Rnk: Percentile Rank (100 is best, calculated vs. precise Mean)

Q10 - Please explain or comment on the question above.

Response Rate: 16.67% (1 of 6)

1 It was challenging but we were given all the necessary tools to succeed



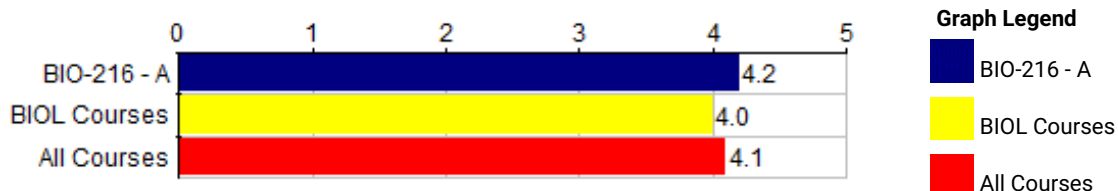
Course Questions	BIO-216 - A										--- Survey Comparisons ---							
	Responses					Course					BIOL			All				
General Questions	SD	0	0	0	0	0	SA	N	Mean	Med.	Mode	Std Dev	N	Mean	Pct Rnk	N	Mean	Pct Rnk
Q11 I made positive contributions to this course (for example, preparing for class, attending class regularly, participating in class discussions, and listening to others).	0	0	0	0	0	1	5	6	6.8	7	7	.37	164	6.4	87	1.9K	6.2	88

Responses: [SD] Strongly Disagree=1 [0] 0=2 [0] 0=3 [0] 0=4 [0] 0=5 [0] 0=6 [SA] Strongly Agree=7

Pct Rnk: Percentile Rank (100 is best, calculated vs. precise Mean)

Q12 - Please explain or comment on the question above.

Response Rate: No participants responded to this question. (0 of 6)



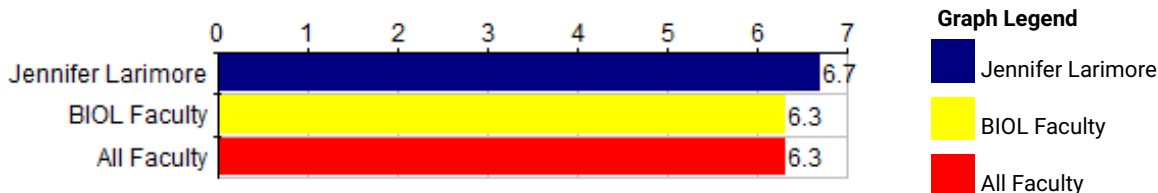
Course Questions General Questions	BIO-216 - A										--- Survey Comparisons ---					
	Responses						Course				BIOL			All		
	U	P	G	VG	E	N	Mean	Med.	Mode	Std Dev	N	Mean	Pct Rnk	N	Mean	Pct Rnk
Q13 Overall rating of the course.	0	0	0	5	1	6	4.2	4	4	.37	164	4.0	37	1.9K	4.1	46

Responses: [U] unsatisfactory=1 [P] poor=2 [G] good=3 [VG] very good=4 [E] excellent=5
 Pct Rnk: Percentile Rank (100 is best, calculated vs. precise Mean)

Q14 - Please explain or comment on the question above.

Response Rate: 16.67% (1 of 6)

1 LOVED THIS CLASS! One of the best courses I've taken at Agnes so far.



Instructor Questions	Jennifer Larimore										--- Survey Comparisons ---							
	Responses					Individual					BIOL			All				
General Instructor Questions	SD	0	0	0	0	SA	N	Mean	Med.	Mode	Std Dev	N	Mean	Pct Rnk	N	Mean	Pct Rnk	
Q15 The instructor defined the plan for the course, including what was required of students (for example, stated the plan for the course in the syllabus, in the class).	0	0	0	0	0	2	4	6	6.7	7	7	.47	162	6.3	74	1.9K	6.3	61

Responses: [SD] Strongly Disagree=1 [0] 0=2 [0] 0=3 [0] 0=4 [0] 0=5 [0] 0=6 [SA] Strongly Agree=7

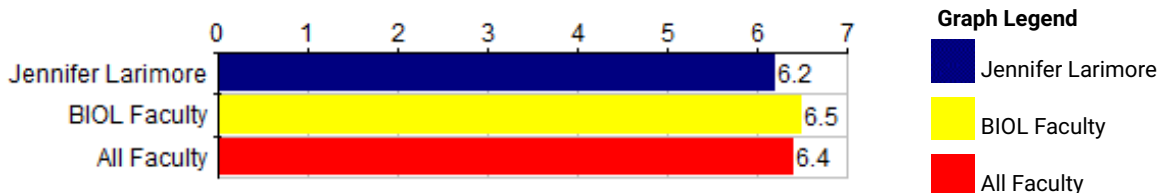
Pct Rnk: Percentile Rank (100 is best, calculated vs. precise Mean)

Q16 - Please explain or comment on the question above.

Faculty: Jennifer Larimore

Response Rate: 16.67% (1 of 6)

1 Everything was clearly stated and she only strayed from the syllabus when it was in the best interest of the class.



Instructor Questions	Jennifer Larimore						--- Survey Comparisons ---											
	Responses			Individual			BIOL			All								
General Instructor Questions	SD	0	0	0	0	0	SA	N	Mean	Med.	Mode	Std Dev	N	Mean	Pct Rnk	N	Mean	Pct Rnk

Q17 The instructor was available to students outside of class (for example, held office hours, responded to emails and other student efforts to contact the instructor).

0	0	0	0	2	1	3	6	6.2	6.5	7	.90	159	6.5	13	1.9K	6.4	28
---	---	---	---	---	---	---	---	-----	-----	---	-----	-----	-----	----	------	-----	----

Responses: [SD] Strongly Disagree=1 [0] 0=2 [0] 0=3 [0] 0=4 [0] 0=5 [0] 0=6 [SA] Strongly Agree=7

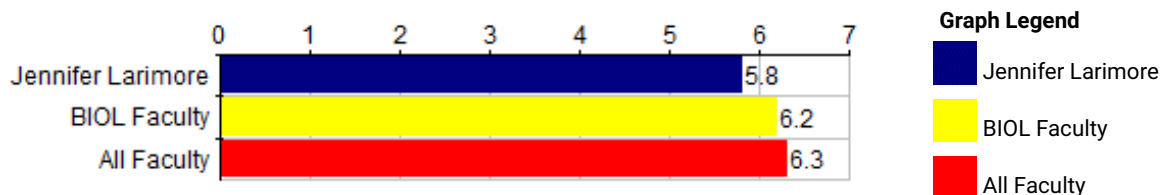
Pct Rnk: Percentile Rank (100 is best, calculated vs. precise Mean)

Q18 - Please explain or comment on the question above.

Faculty: Jennifer Larimore

Response Rate: 50.00% (3 of 6)

- 1 You take days to answer questions via email. Normally, by the time you answer a question the problem has already passed. For example, I sent an email about a test/assignment, you had to start the email with an apology because you didn't answer on time.
- 2 My office hours coincided with her hours. But She was quick to reply by email, which I liked.
- 3 Always available and helpful.



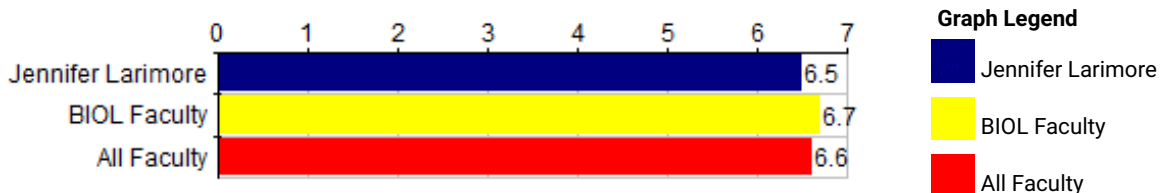
Instructor Questions General Instructor Questions	Jennifer Larimore											--- Survey Comparisons ---						
	Responses						Individual					BIOL			All			
	SD	0	0	0	0	0	SA	N	Mean	Med.	Mode	Std Dev	N	Mean	Pct Rnk	N	Mean	Pct Rnk
Q19 The instructor clarified material that required further explanation (for example, listened to questions, responded to students).	0	0	0	1	2	0	3	6	5.8	6	7	1.21	162	6.2	18	1.9K	6.3	19

Responses: [SD] Strongly Disagree=1 [0] 0=2 [0] 0=3 [0] 0=4 [0] 0=5 [0] 0=6 [SA] Strongly Agree=7
Pct Rnk: Percentile Rank (100 is best, calculated vs. precise Mean)

Q20 - Please explain or comment on the question above.

Faculty: Jennifer Larimore

Response Rate: No participants responded to this question. (0 of 6)



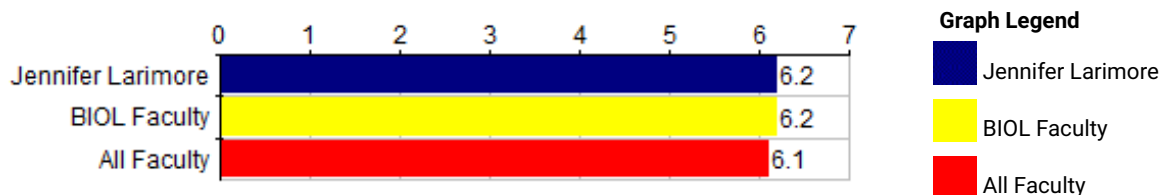
Instructor Questions	Jennifer Larimore										--- Survey Comparisons ---							
	Responses					Individual					BIOL		All					
General Instructor Questions	SD	0	0	0	0	0	SA	N	Mean	Med.	Mode	Std Dev	N	Mean	Pct Rnk	N	Mean	Pct Rnk
Q21 The instructor treated students with respect.	0	0	0	0	1	1	4	6	6.5	7	7	.76	161	6.7	24	1.9K	6.6	29

Responses: [SD] Strongly Disagree=1 [0] 0=2 [0] 0=3 [0] 0=4 [0] 0=5 [0] 0=6 [SA] Strongly Agree=7
 Pct Rnk: Percentile Rank (100 is best, calculated vs. precise Mean)

Q22 - Please explain or comment on the question above.

Faculty: Jennifer Larimore

Response Rate: No participants responded to this question. (0 of 6)



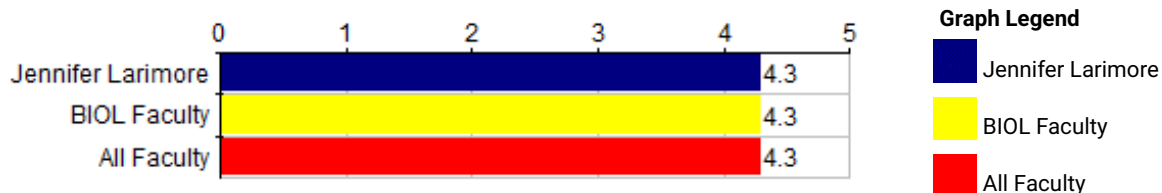
Instructor Questions	Jennifer Larimore										--- Survey Comparisons ---							
	Responses					Individual					BIOL			All				
General Instructor Questions	SD	0	0	0	0	0	SA	N	Mean	Med.	Mode	Std Dev	N	Mean	Pct Rnk	N	Mean	Pct Rnk
Q23 The instructor clearly defined how assignments would be evaluated.	0	0	0	0	2	1	3	6	6.2	6.5	7	.90	161	6.2	45	1.9K	6.1	43

Responses: [SD] Strongly Disagree=1 [0] 0=2 [0] 0=3 [0] 0=4 [0] 0=5 [0] 0=6 [SA] Strongly Agree=7
 Pct Rnk: Percentile Rank (100 is best, calculated vs. precise Mean)

Q24 - Please explain or comment on the question above.

Faculty: Jennifer Larimore

Response Rate: No participants responded to this question. (0 of 6)



Instructor Questions General Instructor Questions	Jennifer Larimore										--- Survey Comparisons ---					
	Responses					Individual					BIOL			All		
	U	P	G	VG	E	N	Mean	Med.	Mode	Std Dev	N	Mean	Pct Rnk	N	Mean	Pct Rnk
Q25 Overall rating of the teaching of the course.	0	0	0	4	2	6	4.3	4	4	.47	164	4.3	39	1.9K	4.3	43

Responses: [U] unsatisfactory=1 [P] poor=2 [G] good=3 [VG] very good=4 [E] excellent=5
Pct Rnk: Percentile Rank (100 is best, calculated vs. precise Mean)

Q26 - Please explain or comment on the question above.

Faculty: Jennifer Larimore

Response Rate: 33.33% (2 of 6)

- 1 My favorite professor at Agnes. She makes any subject understandable and even fun with her in class activities.
- 2 I think this class was very good for learning. I would say that the professor could have taught more in class.

**2018SpringEvaluations
18/SP (2018)**

**Agnes Scott College
Agnes Scott**


Course: BIO-216L M - Research in Molecular Bio/Lab

Department: BIOL

Responsible Faculty: Jennifer Larimore

Responses / Expected: 5 / 23 (21.74%)

Overall Mean:
 5.9 Strong Disagreement to Strong Agree (44 responses)
 4.3 unsatisfactory to excellent (10 responses)
 2.6 Class year (5 responses)
 2.2 Reason for taking course (5 responses)

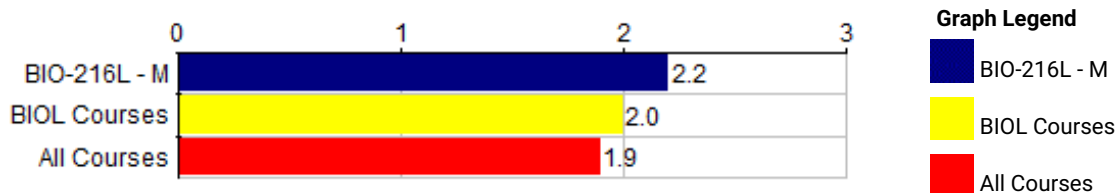


Student Demographics	BIO-216L - M											--- Survey Comparisons ---					
	Responses							Course				BIOL			All		
Student Year/Course Selection	FY	S	J	S	GRA	P	N	Mean	Med.	Mode	Std Dev	N	Mean	Pct Rnk	N	Mean	Pct Rnk
Q1 What is your class year?	0	3	1	1	0	0	5	2.6	2	2	.80	160	2.8	42	1.9K	2.3	57

Responses: [FY] first year=1 [S] sophomore=2 [J] junior=3 [S] senior=4 [GRA] GRAD=5 [P] PBPM=6
 Pct Rnk: Percentile Rank (100 is best, calculated vs. precise Mean)

Q2 - If your class year is other, please specify.

Response Rate: No participants responded to this question. (0 of 5)

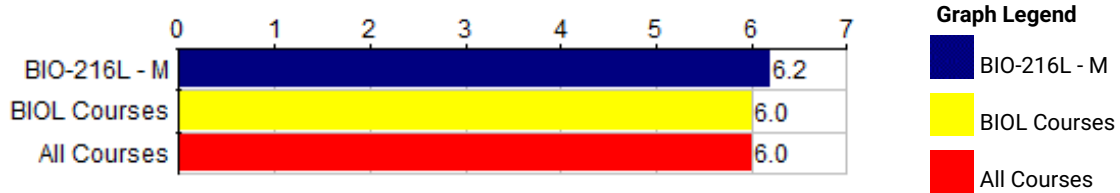


Student Demographics Student Year/Course Selection	BIO-216L - M								--- Survey Comparisons ---					
	Responses				Course				BIOL			All		
	ADR	AMR	AE	N	Mean	Med.	Mode	Std Dev	N	Mean	Pct Rnk	N	Mean	Pct Rnk
Q3 I took this course as:	0	4	1	5	2.2	2	2	.40	151	2.0	68	1.8K	1.9	69

Responses: [ADR] a distributional requirement=1 [AMR] a major/minor requirement=2 [AE] an elective=3
 Pct Rnk: Percentile Rank (100 is best, calculated vs. precise Mean)

Q4 - If the reason you took the course is other, please explain.

Response Rate: No participants responded to this question. (0 of 5)

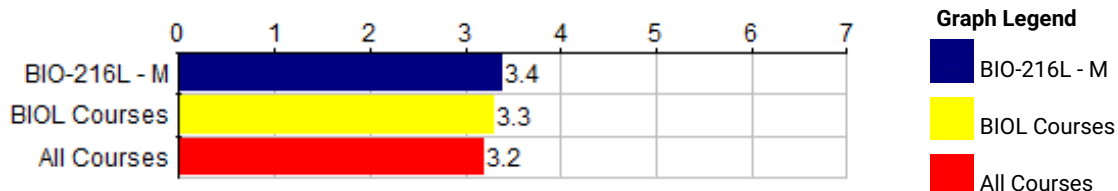


Course Questions	BIO-216L - M										--- Survey Comparisons ---							
	Responses					Course					BIOL			All				
General Questions	SD	0	0	0	0	0	SA	N	Mean	Med.	Mode	Std Dev	N	Mean	Pct Rnk	N	Mean	Pct Rnk
Q5 There were aspects of the course that were especially effective in helping you learn.	0	0	0	0	1	2	2	5	6.2	6	6,7	.75	163	6.0	45	1.9K	6.0	47

Responses: [SD] Strongly Disagree=1 [0] 0=2 [0] 0=3 [0] 0=4 [0] 0=5 [0] 0=6 [SA] Strongly Agree=7
 Pct Rnk: Percentile Rank (100 is best, calculated vs. precise Mean)

Q6 - Please explain or comment on the question above .

Response Rate: No participants responded to this question. (0 of 5)



BIO-216L - M

--- Survey Comparisons ---

Course Questions
General Questions

Responses		Course			BIOL			All									
SD	0	0	0	0	0	SA	N	Mean	Med.	Mode	Std Dev	N	Mean	Pct Rnk	N	Mean	Pct Rnk

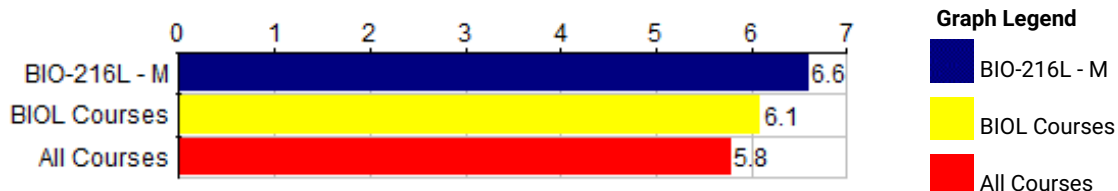
Q7 There were aspects of the course that were not effective in helping you learn. 1 1 1 0 1 1 0 5 3.4 3 1,2,3,5,6 1.85 161 3.3 55 1.9K 3.2 60

Responses: [SD] Strongly Disagree=1 [0] 0=2 [0] 0=3 [0] 0=4 [0] 0=5 [0] 0=6 [SA] Strongly Agree=7
Pct Rnk: Percentile Rank (100 is best, calculated vs. precise Mean)

Q8 - Please explain or comment on the question above.

Response Rate: 20.00% (1 of 5)

1 I didn't like the fact that some things on the lab manual were not clear and were not explained till the question was asked. Specifically the last pages of the lab manual.



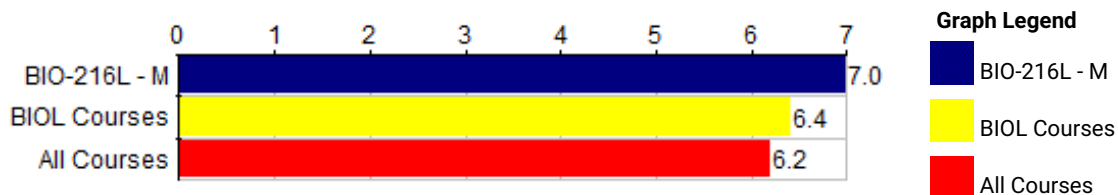
Course Questions General Questions	BIO-216L - M											--- Survey Comparisons ---						
	Responses					Course						BIOL			All			
	SD	0	0	0	0	0	SA	N	Mean	Med.	Mode	Std Dev	N	Mean	Pct Rnk	N	Mean	Pct Rnk
Q9 This course was intellectually challenging.	0	0	0	0	0	2	3	5	6.6	7	7	.49	161	6.1	68	1.9K	5.8	78

Responses: [SD] Strongly Disagree=1 [0] 0=2 [0] 0=3 [0] 0=4 [0] 0=5 [0] 0=6 [SA] Strongly Agree=7
 Pct Rnk: Percentile Rank (100 is best, calculated vs. precise Mean)

Q10 - Please explain or comment on the question above.

Response Rate: 20.00% (1 of 5)

1 This was a very challenging class for me.



BIO-216L - M

--- Survey Comparisons ---

Course Questions
General Questions

Responses			Course			BIOL			All								
SD	0	0	0	0	0	SA	N	Mean	Med.	Mode	Std Dev	N	Mean	Pct Rnk	N	Mean	Pct Rnk

Q11 I made positive contributions to this course (for example, preparing for class, attending class regularly, participating in class discussions, and listening to others).

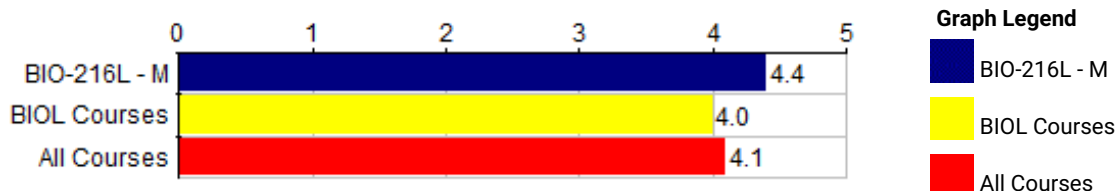
0	0	0	0	0	0	5	5	7.0	7	7	0	164	6.4	95	1.9K	6.2	95
---	---	---	---	---	---	---	---	-----	---	---	---	-----	-----	----	------	-----	----

Responses: [SD] Strongly Disagree=1 [0] 0=2 [0] 0=3 [0] 0=4 [0] 0=5 [0] 0=6 [SA] Strongly Agree=7

Pct Rnk: Percentile Rank (100 is best, calculated vs. precise Mean)

Q12 - Please explain or comment on the question above.

Response Rate: No participants responded to this question. (0 of 5)



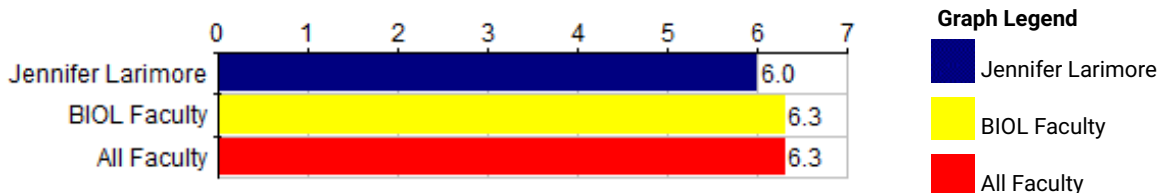
Course Questions General Questions	BIO-216L - M										--- Survey Comparisons ---					
	Responses					Course					BIOL			All		
	U	P	G	VG	E	N	Mean	Med.	Mode	Std Dev	N	Mean	Pct Rnk	N	Mean	Pct Rnk
Q13 Overall rating of the course.	0	0	0	3	2	5	4.4	4	4	.49	164	4.0	66	1.9K	4.1	60

Responses: [U] unsatisfactory=1 [P] poor=2 [G] good=3 [VG] very good=4 [E] excellent=5
 Pct Rnk: Percentile Rank (100 is best, calculated vs. precise Mean)

Q14 - Please explain or comment on the question above.

Response Rate: 20.00% (1 of 5)

1 This was an excellent course that helps one learn how to write manuscripts but in addition gives you research experience and equips you to present.



Instructor Questions	Jennifer Larimore										--- Survey Comparisons ---							
	Responses					Individual					BIOL			All				
General Instructor Questions	SD	0	0	0	0	0	SA	N	Mean	Med.	Mode	Std Dev	N	Mean	Pct Rnk	N	Mean	Pct Rnk
Q15 The instructor defined the plan for the course, including what was required of students (for example, stated the plan for the course in the syllabus, in the class).	0	0	0	0	1	3	1	5	6.0	6	6	.63	162	6.3	24	1.9K	6.3	27

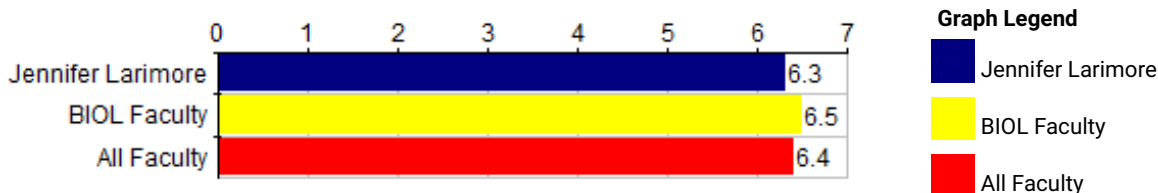
Responses: [SD] Strongly Disagree=1 [0] 0=2 [0] 0=3 [0] 0=4 [0] 0=5 [0] 0=6 [SA] Strongly Agree=7

Pct Rnk: Percentile Rank (100 is best, calculated vs. precise Mean)

Q16 - Please explain or comment on the question above.

Faculty: Jennifer Larimore

Response Rate: No participants responded to this question. (0 of 5)



Instructor Questions	Jennifer Larimore										--- Survey Comparisons ---							
	Responses					Individual					BIOL			All				
General Instructor Questions	SD	0	0	0	0	0	SA	N	Mean	Med.	Mode	Std Dev	N	Mean	Pct Rnk	N	Mean	Pct Rnk
Q17 The instructor was available to students outside of class (for example, held office hours, responded to emails and other student efforts to contact the instructor).	0	0	0	0	1	1	2	4	6.3	6.5	7	.83	159	6.5	24	1.9K	6.4	30

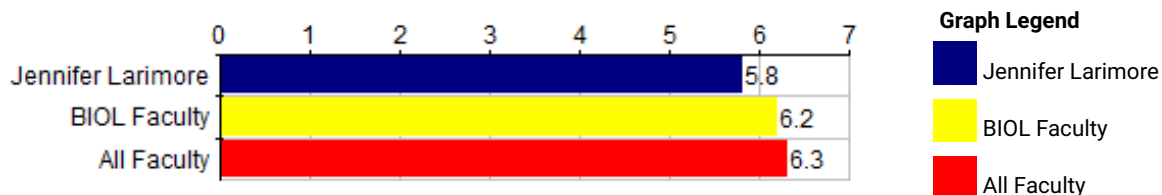
Responses: [SD] Strongly Disagree=1 [0] 0=2 [0] 0=3 [0] 0=4 [0] 0=5 [0] 0=6 [SA] Strongly Agree=7

Pct Rnk: Percentile Rank (100 is best, calculated vs. precise Mean)

Q18 - Please explain or comment on the question above.

Faculty: Jennifer Larimore

Response Rate: No participants responded to this question. (0 of 5)



Instructor Questions	Jennifer Larimore						--- Survey Comparisons ---											
	Responses			Individual			BIOL			All								
General Instructor Questions	SD	0	0	0	0	0	SA	N	Mean	Med.	Mode	Std Dev	N	Mean	Pct Rnk	N	Mean	Pct Rnk

The instructor clarified material that required further explanation (for example, listened to questions, responded to students).

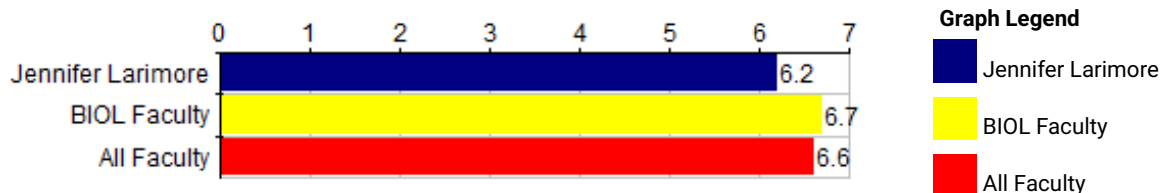
Q19	0	0	0	0	2	2	1	5	5.8	6	5,6	.75	162	6.2	13	1.9K	6.3	18
-----	---	---	---	---	---	---	---	---	-----	---	-----	-----	-----	-----	----	------	-----	----

Responses: [SD] Strongly Disagree=1 [0] 0=2 [0] 0=3 [0] 0=4 [0] 0=5 [0] 0=6 [SA] Strongly Agree=7
 Pct Rnk: Percentile Rank (100 is best, calculated vs. precise Mean)

Q20 - Please explain or comment on the question above.

Faculty: Jennifer Larimore

Response Rate: No participants responded to this question. (0 of 5)



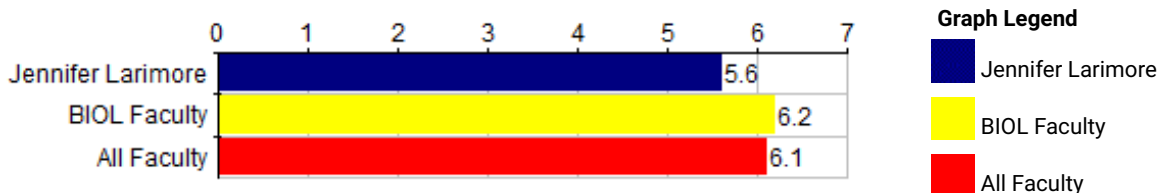
Instructor Questions	Jennifer Larimore										--- Survey Comparisons ---							
	Responses					Individual					BIOL		All					
General Instructor Questions	SD	0	0	0	0	0	SA	N	Mean	Med.	Mode	Std Dev	N	Mean	Pct Rnk	N	Mean	Pct Rnk
Q21 The instructor treated students with respect.	0	0	0	0	1	2	2	5	6.2	6	6,7	.75	161	6.7	13	1.9K	6.6	19

Responses: [SD] Strongly Disagree=1 [0] 0=2 [0] 0=3 [0] 0=4 [0] 0=5 [0] 0=6 [SA] Strongly Agree=7
 Pct Rnk: Percentile Rank (100 is best, calculated vs. precise Mean)

Q22 - Please explain or comment on the question above.

Faculty: Jennifer Larimore

Response Rate: No participants responded to this question. (0 of 5)



Instructor Questions	Jennifer Larimore										--- Survey Comparisons ---							
	Responses					Individual					BIOL			All				
General Instructor Questions	SD	0	0	0	0	0	SA	N	Mean	Med.	Mode	Std Dev	N	Mean	Pct Rnk	N	Mean	Pct Rnk
Q23 The instructor clearly defined how assignments would be evaluated.	0	0	0	1	1	2	1	5	5.6	6	6	1.02	161	6.2	13	1.9K	6.1	24

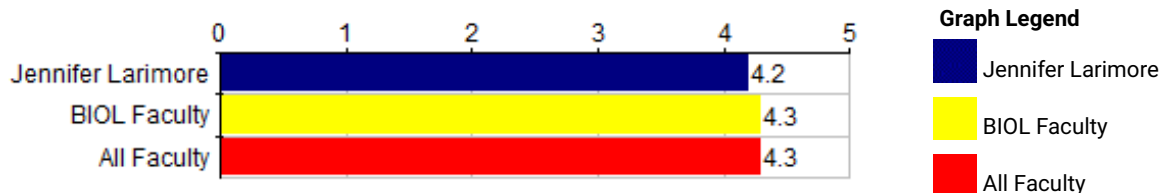
Responses: [SD] Strongly Disagree=1 [0] 0=2 [0] 0=3 [0] 0=4 [0] 0=5 [0] 0=6 [SA] Strongly Agree=7
 Pct Rnk: Percentile Rank (100 is best, calculated vs. precise Mean)

Q24 - Please explain or comment on the question above.

Faculty: Jennifer Larimore

Response Rate: 20.00% (1 of 5)

1 For the parts of the manuscript, your expectations in the syllabus were very vague which made it hard for me to do well/understand what you were looking for in our first draft.



Instructor Questions General Instructor Questions	Jennifer Larimore										--- Survey Comparisons ---					
	Responses					Individual					BIOL			All		
	U	P	G	VG	E	N	Mean	Med.	Mode	Std Dev	N	Mean	Pct Rnk	N	Mean	Pct Rnk
Q25 Overall rating of the teaching of the course.	0	0	0	4	1	5	4.2	4	4	.40	164	4.3	24	1.9K	4.3	35

Responses: [U] unsatisfactory=1 [P] poor=2 [G] good=3 [VG] very good=4 [E] excellent=5
Pct Rnk: Percentile Rank (100 is best, calculated vs. precise Mean)

Q26 - Please explain or comment on the question above.

Faculty: Jennifer Larimore

Response Rate: No participants responded to this question. (0 of 5)