

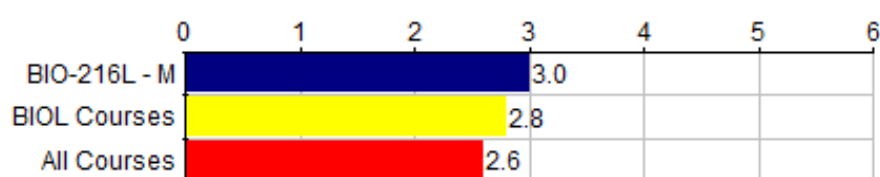
**Course:** BIO-216L M - Research in Molecular Bio/Lab

**Department:** BIOL


**Responsible Faculty:** Jennifer Larimore

**Responses / Expected:** 8 / 25 (32%)

**Overall Mean:**  
 5.8 Strong Disagreement to Strong Agree (72 responses)  
 3.8 unsatisfactory to excellent (16 responses)  
 3.0 Class year (8 responses)  
 2.1 Reason for taking course (8 responses)



**Graph Legend**



**BIO-216L - M**

**--- Survey Comparisons ---**

**Student Demographics**

**Student Year/Course Selection**

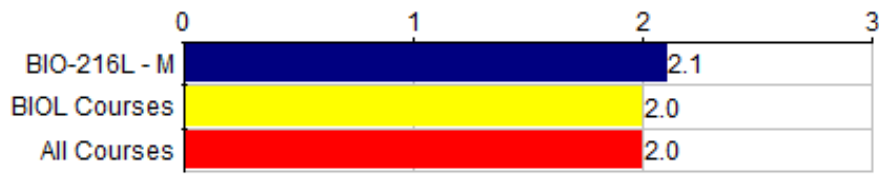
	Responses							Course			Survey Comparisons						
	FY	S	J	S	GRA	P	N	Mean	Med.	Mode	Std Dev	N	Mean	Pct Rnk	N	Mean	Pct Rnk
Q1 What is your class year?	0	1	6	1	0	0	8	3.0	3	3	.50	134	2.8	57	1.7K	2.6	68

**Responses:** [FY] first year=1 [S] sophomore=2 [J] junior=3 [S] senior=4 [GRA] GRAD=5 [P] PBPM=6


**Pct Rnk:** Percentile Rank (100 is best, calculated vs. precise Mean)

Q2 - If your class year is other, please specify.

**Response Rate:** No participants responded to this question. (0 of 8)



**Graph Legend**



**BIO-216L - M**

**--- Survey Comparisons ---**

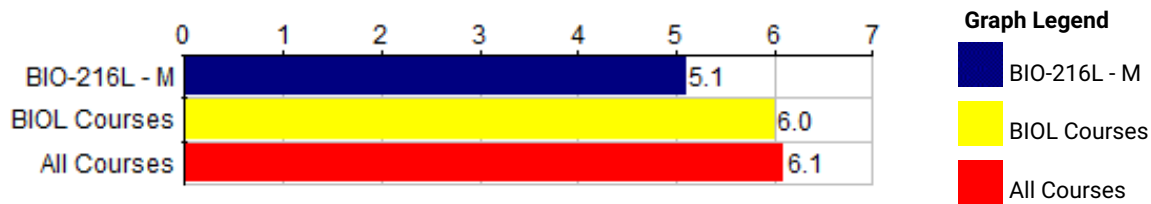
**Student Demographics**  
Student Year/Course Selection

	Responses				Course				BIOL			All		
	ADR	AMR	AE	N	Mean	Med.	Mode	Std Dev	N	Mean	Pct Rnk	N	Mean	Pct Rnk
<b>Q3</b> I took this course as:	0	7	1	8	2.1	2	2	.33	128	2.0	77	1.7K	2.0	64

Responses: [ADR] a distributional requirement=1 [AMR] a major/minor requirement=2 [AE] an elective=3  
**Pct Rnk:** Percentile Rank (100 is best, calculated vs. precise Mean)

**Q4 - If the reason you took the course is other, please explain.**

**Response Rate:** No participants responded to this question. (0 of 8)



Course Questions	BIO-216L - M										--- Survey Comparisons ---								
	Responses					Course					BIOL			All					
General Questions	SD	0	0	0	0	0	0	SA	N	Mean	Med.	Mode	Std Dev	N	Mean	Pct Rnk	N	Mean	Pct Rnk
Q5 There were aspects of the course that were especially effective in helping you learn.	1	1	0	1	0	1	4	8	5.1	6.5	7	2.32	134	6.0	7	1.7K	6.1	13	

Responses: [SD] Strongly Disagree=1 [0] 0=2 [0] 0=3 [0] 0=4 [0] 0=5 [0] 0=6 [SA] Strongly Agree=7  
Pct Rnk: Percentile Rank (100 is best, calculated vs. precise Mean)

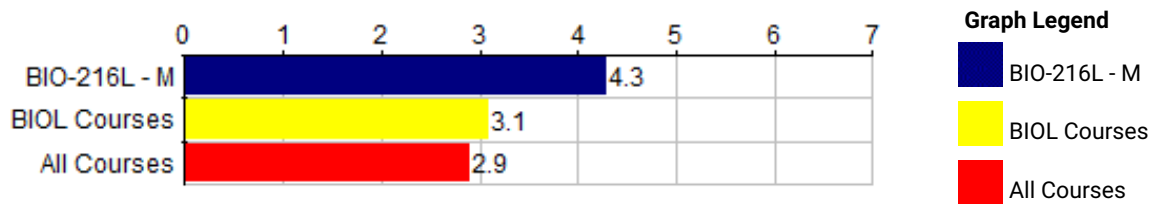
**Q6 - Please explain or comment on the question above .**

**Response Rate: 37.50% (3 of 8)**

1 It was helpful to complete a literature review, but I needed more guidance especially during these tough times.

2 I enjoyed how this lab was set up as a thorough research project.

3 I dreaded lab because my group was a bunch of idiots. We were often let go in our breakout rooms and we would stay there for three hours. Dr. L would have to kick us out of our rooms and one of my "brilliant" group members would get the idea to start ANOTHER meeting. And we stay there until like 6 or 7. I would literally mute myself and my camera and eat dinner while they accomplished NOTHING. We didn't even make an A on our manuscript. Definitely not effective or helpful to my learning. I really couldn't do anything or say anything about it Bc I didn't want to be rude. But lab sucked. I loved our experiment and designing the poster, but lab and my group were just terrible. The teaching was great it was a lot of fun but my group oh my gosh no. Just no.



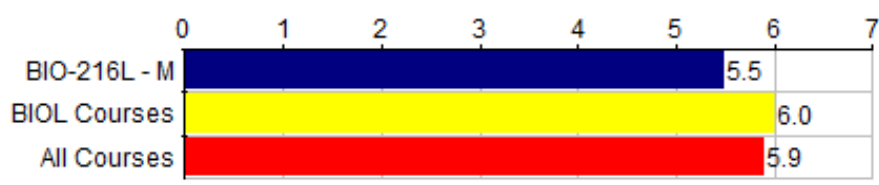
Course Questions	BIO-216L - M										--- Survey Comparisons ---							
	Responses					Course					BIOL			All				
General Questions	SD	0	0	0	0	0	SA	N	Mean	Med.	Mode	Std Dev	N	Mean	Pct Rnk	N	Mean	Pct Rnk
Q7 There were aspects of the course that were not effective in helping you learn.	2	0	2	0	1	0	3	8	4.3	4	7	2.44	132	3.1	84	1.7K	2.9	88

Responses: [SD] Strongly Disagree=1 [0] 0=2 [0] 0=3 [0] 0=4 [0] 0=5 [0] 0=6 [SA] Strongly Agree=7  
Pct Rnk: Percentile Rank (100 is best, calculated vs. precise Mean)

**Q8 - Please explain or comment on the question above.**

Response Rate: 50.00% (4 of 8)

- 1 We need to be able to pick our own lab groups. I was the only competent one in my group and I was beating my head against the wall. One girl thought because she was senior she had to be a leader so I let her and did she fall flat on her face. We got nothing accomplished and I do not even know how they got into Agnes Scott. This whole idea of teamwork and bonding no. Agnes needs to get that out of their head because it is making a negative impact on people's lives and testing their patience. We can do that through our ridiculous little first year classes that do nothing for our majors.
- 2 Needs to be better designed. Don't let the students come up with an experiment from scratch if you only have certain materials. Explain what the materials are. Provide the parameters. It reduces a lot of stress on the student side
- 3 It may have been helpful to spend a bit more time during lab going over the stage in the research process we were in and what the main goals were but overall it was set up well.
- 4 I would have preferred to take a class session specifically talking about how an experiment should be set up and what resources were available to us because I was both rusty and just unaware of how to go about this. Lab always seemed like a stressful time with work being unevenly distributed.



**Graph Legend**

- BIO-216L - M
- BIOL Courses
- All Courses

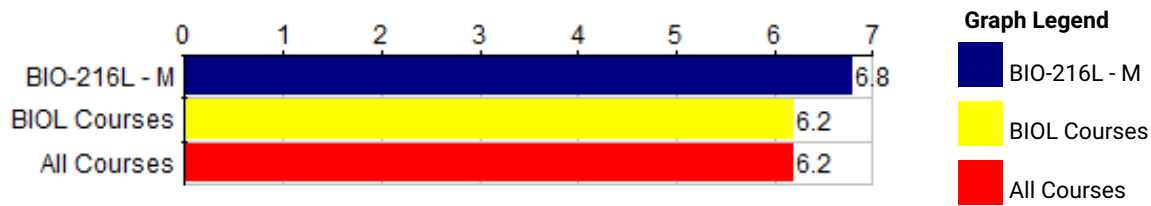
Course Questions General Questions	BIO-216L - M											--- Survey Comparisons ---						
	Responses							Course				BIOL			All			
	SD	0	0	0	0	0	0	SA	N	Mean	Med.	Mode	Std Dev	N	Mean	Pct Rnk	N	Mean
Q9 This course was intellectually challenging.	1	0	0	1	0	3	3	8	5.5	6	6,7	1.94	134	6.0	16	1.7K	5.9	27

**Responses:** [SD] Strongly Disagree=1 [0] 0=2 [0] 0=3 [0] 0=4 [0] 0=5 [0] 0=6 [SA] Strongly Agree=7  
**Pct Rnk:** Percentile Rank (100 is best, calculated vs. precise Mean)

**Q10 - Please explain or comment on the question above.**

**Response Rate: 25.00% (2 of 8)**

- 1 Yes! I learned a lot in lab and I learned how to deal with dumb people. No disrespect, but they were dumb. I loved the teaching! It was great! And I loved the experiment part.
- 2 This course was intellectually engaging.



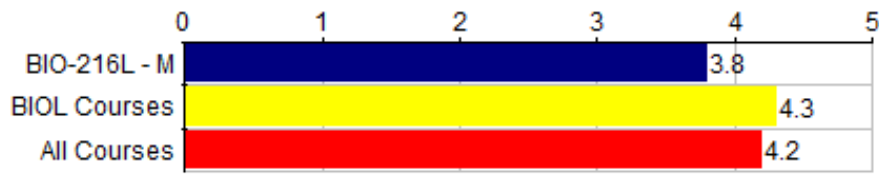
Course Questions General Questions	BIO-216L - M										--- Survey Comparisons ---							
	Responses					Course					BIOL			All				
	SD	0	0	0	0	0	SA	N	Mean	Med.	Mode	Std Dev	N	Mean	Pct Rnk	N	Mean	Pct Rnk
Q11 I made positive contributions to this course (for example, preparing for class, attending class regularly, participating in class discussions, and listening to others).	0	0	0	0	0	2	6	8	6.8	7	7	.43	133	6.2	68	1.7K	6.2	77

**Responses:** [SD] Strongly Disagree=1 [0] 0=2 [0] 0=3 [0] 0=4 [0] 0=5 [0] 0=6 [SA] Strongly Agree=7  
**Pct Rnk:** Percentile Rank (100 is best, calculated vs. precise Mean)

Q12 - Please explain or comment on the question above.

Response Rate: 37.50% (3 of 8)

- 1 I took extensive notes and was the main one making sure all of our points looked correct to support our experiment.
- 2 I always tried my best to prepare and keep our group on track.
- 3 During lab, I would engage with my lab group and would try to encourage discussion amongst the group.



**Graph Legend**

- BIO-216L - M
- BIOL Courses
- All Courses

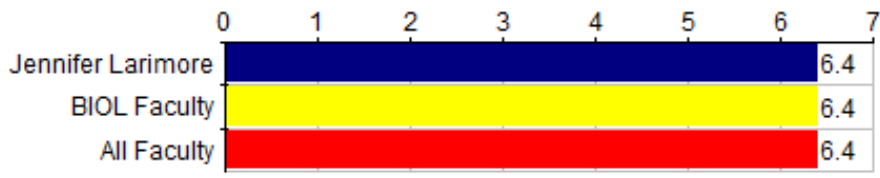
Course Questions	BIO-216L - M										--- Survey Comparisons ---					
	Responses							Course			BIOL			All		
	U	P	G	VG	E	N	Mean	Med.	Mode	Std Dev	N	Mean	Pct Rnk	N	Mean	Pct Rnk
Q13 Overall rating of the course.	0	2	1	2	3	8	3.8	4	5	1.20	134	4.3	11	1.7K	4.2	18

**Responses:** [U] unsatisfactory=1 [P] poor=2 [G] good=3 [VG] very good=4 [E] excellent=5  
**Pct Rnk:** Percentile Rank (100 is best, calculated vs. precise Mean)


**Q14 - Please explain or comment on the question above.**

**Response Rate: 25.00% (2 of 8)**

- 1 I enjoyed the purpose of this lab course and how it was designed to give students experience with many stages of the research process.
- 2 I am giving this a good not because of the teaching but because of my group. It had not been because of them, it would have been an excellent.



**Graph Legend**



Instructor Questions	Jennifer Larimore											--- Survey Comparisons ---						
	Responses											BIOL			All			
	SD	0	0	0	0	0	SA	N	Mean	Med.	Mode	Std Dev	N	Mean	Pct Rnk	N	Mean	Pct Rnk
<b>Q15</b>	0	0	0	1	0	2	5	8	6.4	7	7	.99	138	6.4	37	1.7K	6.4	38
<p>The instructor defined the plan for the course, including what was required of students (for example, stated the plan for the course in the syllabus, in the class).</p>																		
<p><b>Responses:</b> [SD] Strongly Disagree=1 [0] 0=2 [0] 0=3 [0] 0=4 [0] 0=5 [0] 0=6 [SA] Strongly Agree=7</p> <p><b>Pct Rnk:</b> Percentile Rank (100 is best, calculated vs. precise Mean)</p>																		

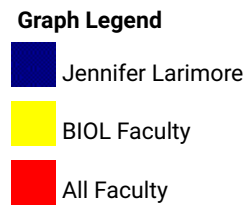
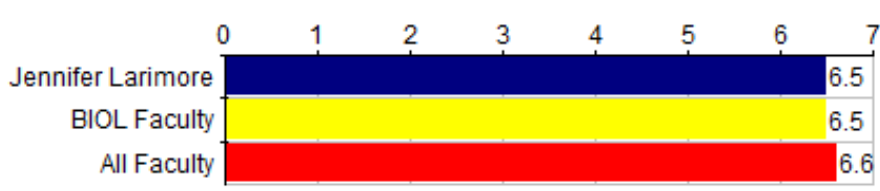
**Q16 - Please explain or comment on the question above.**

**Faculty:** Jennifer Larimore

**Response Rate:** 25.00% (2 of 8)

- 1 Yes! We covered that day 1. I knew what was expected of me.
- 2 The general course expectations were listed on the syllabus provided to us at the start of the semester.





Instructor Questions	Jennifer Larimore						--- Survey Comparisons ---											
	Responses						Individual			BIOL			All					
General Instructor Questions	SD	0	0	0	0	0	SA	N	Mean	Med.	Mode	Std Dev	N	Mean	Pct Rnk	N	Mean	Pct Rnk

**Q17** The instructor was available to students outside of class (for example, held office hours, responded to emails and other student efforts to contact the instructor).

0	0	0	0	1	2	5	8	6.5	7	7	.71	137	6.5	41	1.7K	6.6	34
---	---	---	---	---	---	---	---	-----	---	---	-----	-----	-----	----	------	-----	----

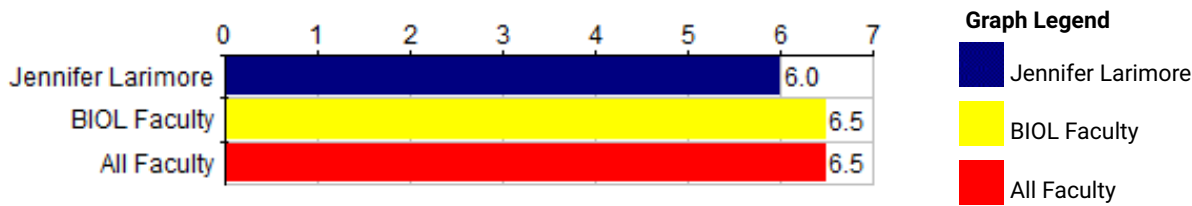
**Responses:** [SD] Strongly Disagree=1 [0] 0=2 [0] 0=3 [0] 0=4 [0] 0=5 [0] 0=6 [SA] Strongly Agree=7  
**Pct Rnk:** Percentile Rank (100 is best, calculated vs. precise Mean)

**Q18 - Please explain or comment on the question above.**

**Faculty:** Jennifer Larimore

**Response Rate:** 25.00% (2 of 8)

- 1 The professor communicated with students via email.
- 2 Dr. L was very quick to respond. I loved being in her class!



Instructor Questions	Jennifer Larimore						--- Survey Comparisons ---											
	Responses						Individual			BIOL			All					
General Instructor Questions	SD	0	0	0	0	0	SA	N	Mean	Med.	Mode	Std Dev	N	Mean	Pct Rnk	N	Mean	Pct Rnk

The instructor clarified material that required further explanation (for example, listened to questions, responded to students).

**Q19** 1 0 0 0 0 2 5 8 6.0 7 7 1.94 137 6.5 13 1.7K 6.5 18

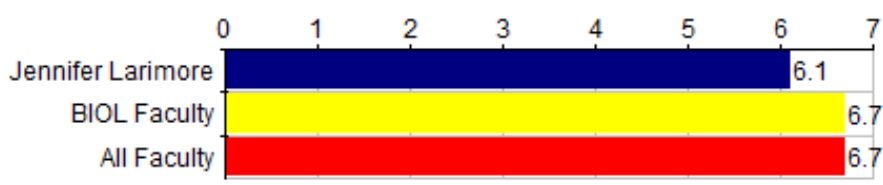
**Responses:** [SD] Strongly Disagree=1 [0] 0=2 [0] 0=3 [0] 0=4 [0] 0=5 [0] 0=6 [SA] Strongly Agree=7  
**Pct Rnk:** Percentile Rank (100 is best, calculated vs. precise Mean)

**Q20 - Please explain or comment on the question above.**


**Faculty:** Jennifer Larimore

**Response Rate:** 37.50% (3 of 8)

- The professor answered student questions throughout class and via email.
- The material was clearly stated and I enjoyed it (besides my group). Anything that included my group I hated. I'm sure they did not like working with me because i basically said we're not doing that. I know two of them got together and worked on it by themselves. How's that for TeAmWoRk?
- She would mention to just look at the syllabus/ lab manual which was often times very vague. Considering there were many small changes throughout, I would have appreciated her being more willing to help and answer questions.



**Graph Legend**



Instructor Questions	Jennifer Larimore											--- Survey Comparisons ---						
	Responses						Individual					BIOL			All			
	SD	0	0	0	0	0	SA	N	Mean	Med.	Mode	Std Dev	N	Mean	Pct Rnk	N	Mean	Pct Rnk
<b>Q21</b> The instructor treated students with respect.	0	0	1	0	0	3	4	<b>8</b>	<b>6.1</b>	6.5	7	1.27	<b>138</b>	<b>6.7</b>	9	<b>1.7K</b>	<b>6.7</b>	13

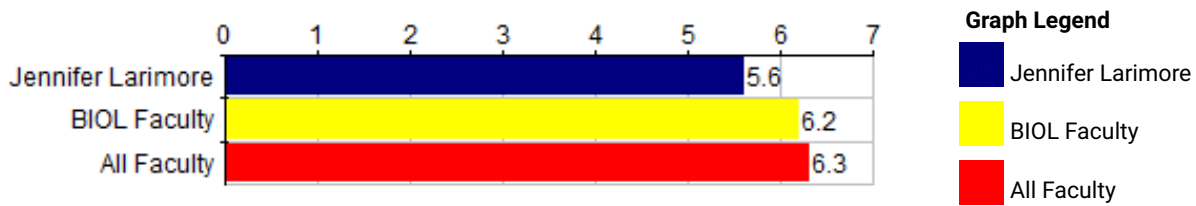
**Responses:** [SD] Strongly Disagree=1 [0] 0=2 [0] 0=3 [0] 0=4 [0] 0=5 [0] 0=6 [SA] Strongly Agree=7  
**Pct Rnk:** Percentile Rank (100 is best, calculated vs. precise Mean)

**Q22 - Please explain or comment on the question above.**

**Faculty:** Jennifer Larimore

**Response Rate:** 37.50% (3 of 8)

- 1 The professor treated students with respect.
- 2 Favoritism seemed to be heavy, as well.
- 3 Dr. L was very nice and was always super helpful!!



Instructor Questions	Jennifer Larimore						--- Survey Comparisons ---											
	Responses						Individual			BIOL			All					
General Instructor Questions	SD	0	0	0	0	0	SA	N	Mean	Med.	Mode	Std Dev	N	Mean	Pct Rnk	N	Mean	Pct Rnk
Q23 The instructor clearly defined how assignments would be evaluated.	0	0	2	0	1	1	4	8	5.6	6.5	7	1.65	138	6.2	11	1.7K	6.3	16

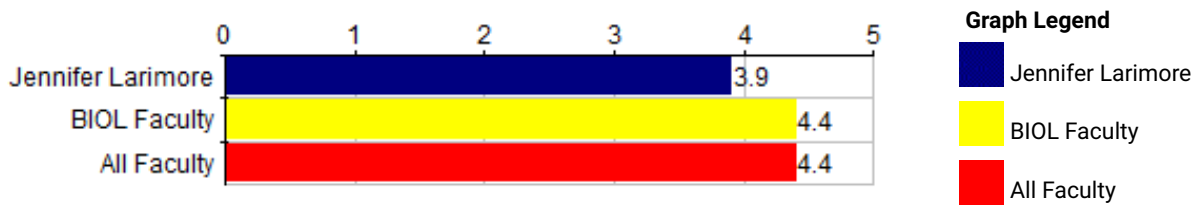
Responses: [SD] Strongly Disagree=1 [0] 0=2 [0] 0=3 [0] 0=4 [0] 0=5 [0] 0=6 [SA] Strongly Agree=7  
Pct Rnk: Percentile Rank (100 is best, calculated vs. precise Mean)

Q24 - Please explain or comment on the question above.

Faculty: Jennifer Larimore

Response Rate: 37.50% (3 of 8)

- 1 Yes! If we had a question we could just refer to the syllabus!
- 2 It would have been helpful if some assignments had more clarification.
- 3 I do not think the grading scale was fair considering some people did not contribute as much and the final grades did not reflect this.



Instructor Questions	Jennifer Larimore										--- Survey Comparisons ---					
	Responses					Individual					BIOL			All		
	U	P	G	VG	E	N	Mean	Med.	Mode	Std Dev	N	Mean	Pct Rnk	N	Mean	Pct Rnk
Q25 Overall rating of the teaching of the course.	0	2	1	1	4	8	3.9	4.5	5	1.27	138	4.4	9	1.7K	4.4	14

**Responses:** [U] unsatisfactory=1 [P] poor=2 [G] good=3 [VG] very good=4 [E] excellent=5  
**Pct Rnk:** Percentile Rank (100 is best, calculated vs. precise Mean)

Q26 - Please explain or comment on the question above.

Faculty: Jennifer Larimore

Response Rate: 25.00% (2 of 8)

- 1 I loved the teaching in this course because I learned a lot.
- 2 I found the course to be taught well.